

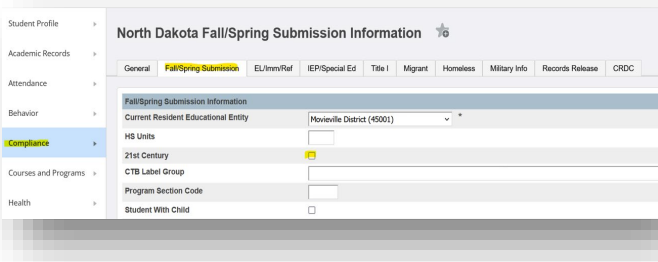
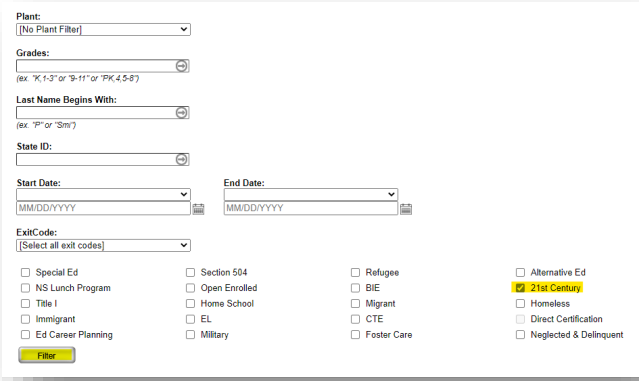
21st Century Community Learning Center (CCLC) Students

Students participating in the 21st CCLC program need to be identified in STARS enrollments

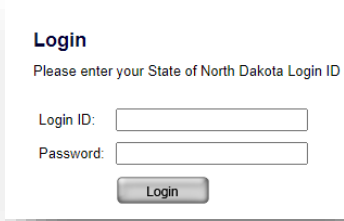
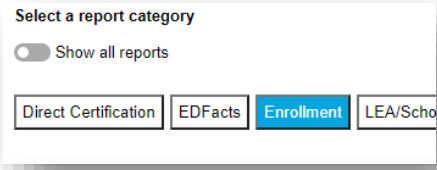
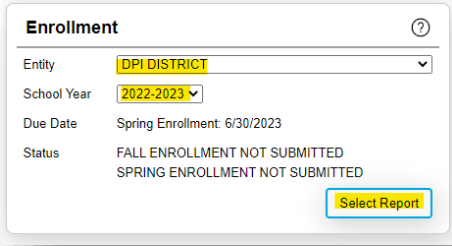

More information about the 21st CCLC program can be found on the DPI site at <https://www.nd.gov/dpi/education-programs/federal-title-programs/21st-cclc-title-iv-part-b-nita-m-lowey-21st-century>

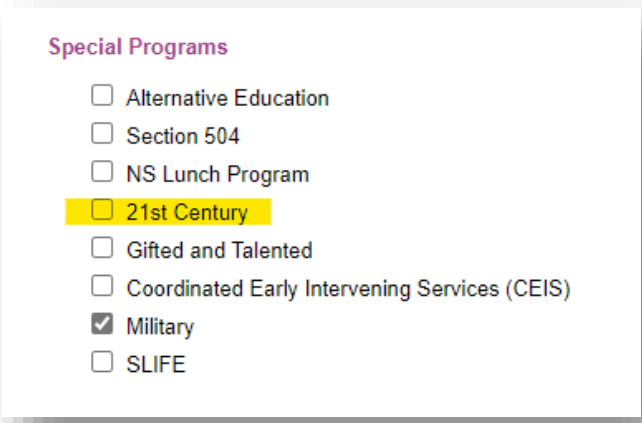
This guide covers the 21st CCLC special program data that needs to be loaded in STARS. Data can be updated in PowerSchool (preferred) or updated directly in STARS. Method One covers loading in PowerSchool and allowing the nightly data feed to update STARS. Method Two covers loading directly in STARS

Method One – Loading in PowerSchool

Narrative	Screenshot
<p>Log into PowerSchool</p> <p>Select the Students</p> <p>From the left-hand column, select 'Compliance'</p> <p>Select the Fall/Spring Submission tab</p> <p>Check 21st Century and submit.</p>	
<p>The nightly process will update STARS; if you don't see the mark in STARS after the nightly process, contact STARS Support</p> <p>NOTE: The mark in PowerSchool should roll over from school year to school year</p>	
<p>To see the students currently marked as '21st Century'; place a check next to that special program and hit Filter</p> <p>To see a list of all students, leave all programs unchecked and all other fields blank and hit Filter</p>	

Method Two – Loading Directly in STARS

Narrative	Screenshot								
<p>Log into STARS</p> <p>Enter login ID and Password</p> <p>Hit Login</p>									
<p>Select the Enrollment report group</p>									
<p>On the Enrollment report, select your district from the 'Entity' dropdown</p> <p>Select the current school year from the 'School Year' dropdown</p> <p>Hit 'Select Report'</p>									
<p>Select the 'Start Date' for the student you want to update</p>	 <table border="1"> <thead> <tr> <th>Start Date</th> <th>End Date</th> </tr> </thead> <tbody> <tr> <td>Aug 25, 2021</td> <td>May 26, 2022</td> </tr> <tr> <td>Aug 25, 2021</td> <td>May 26, 2022</td> </tr> <tr> <td>Aug 25, 2021</td> <td>May 26, 2022</td> </tr> </tbody> </table>	Start Date	End Date	Aug 25, 2021	May 26, 2022	Aug 25, 2021	May 26, 2022	Aug 25, 2021	May 26, 2022
Start Date	End Date								
Aug 25, 2021	May 26, 2022								
Aug 25, 2021	May 26, 2022								
Aug 25, 2021	May 26, 2022								

Narrative	Screenshot
<p>Scroll down to the special program list. The 21st Century Program is in the first set of special programs</p> <p>Check the box next to '21st Century'</p> <p>NOTE: If the PowerSchool to STARS data flow is turned on and the 21st Century program is not checked in PowerSchool; then the blank checkmark in PowerSchool will overwrite the checkmark in STARS</p>	 <p>Special Programs</p> <ul style="list-style-type: none"> <input type="checkbox"/> Alternative Education <input type="checkbox"/> Section 504 <input type="checkbox"/> NS Lunch Program <input type="checkbox"/> 21st Century <input type="checkbox"/> Gifted and Talented <input type="checkbox"/> Coordinated Early Intervening Services (CEIS) <input checked="" type="checkbox"/> Military <input type="checkbox"/> SLIFE
<p>Hit Save in the upper right corner</p> <p>Repeat for all students that need Homeschool data updated</p>	