




## Our Promise:

**EVERY STUDENT** at Ellendale Public School will be **SAFE** to learn and grow while being **VALUED** for their **STRENGTHS, NEEDS, and SKILLS**. We promise our graduates will be **CHALLENGED** enabling them to be ready for **COLLEGE, WORK, and CITIZENSHIP**.

## Choice Ready

ND Choice Ready is a framework introduced by the NDDPI to more appropriately assess a student’s readiness for post-secondary academics, the workforce, and military service.

 **POST-SECONDARY READY**


Complete a **Four Year Rolling Career Plan** and earn a **2.8 GPA or greater** and complete one academic indicator set below:

ACT / SAT minimum subsection scores  
 ACT English—18  
 ACT Reading—22                      SAT Reading/Writing—480  
 ACT Math—21                         SAT Math—530  
 ACT Science—23

or


two or more additional indicators:

- Advanced Placement Course (A, B or C)
- Dual Credit Course (Eng or Math) (A, B or C)
- Algebra II (A, B or C)
- Advanced Placement Exam (3+)
- International Baccalaureate Exam (4+)
- 3.0 GPA in core course req. for NDUS admission
- CLEM/CREAM (Eng or Math) Course (70% or greater)

 **WORKFORCE READY**

Complete a **Four Year Rolling Career Plan**, complete two or more additional indicators:

- Complete three CTE courses or more (A, B, or C)
- Complete Career Ready Practices (3.0)
- Dual Credit Course (A, B or C)
- Workkeys (Gold or Silver)
- Technical Assessment / Industry Credential
- Workbased Learning Experience (75 hrs)
- NDSA (Reading & Math) Lvl 3 or greater, or complete CREAM/CLEM (Eng/Math) 70% or greater

 **MILITARY READY**

Complete a **Four Year Rolling Career Plan**, **ASVAB score of 31 or greater** (varies by branch), **Quality Citizenship** (No Expulsions/Suspensions), **Physically Fit**, and two or more additional indicators from the Post-Secondary or Workforce options.


## Career Pathways

Ellendale Public School has created a Career Pathways guide to assist students in identifying careers they may wish to pursue. The goal for every student is for them to discover their passion and identify the career cluster of interest prior to graduation.

## Guiding Principles

Each career pathway features the following components:

1. Sequence of courses that lead beyond high school.
2. Workplace learning experiences that connect school to the world of work.
3. Opportunities to earn career certifications, complete online coursework and/or college credit.



# Business Partner Engagement Opportunities



## Classroom Engagement

### Coaching / Co-Teaching

- ◆ Work alongside EPS teachers providing industry-related knowledge and skills
- ◆ Speak to students regarding expertise, educational requirements and career field information

### Judging Panel

- ◆ Support student competitions as the industry professional

### Mentorship

- ◆ Mentor student(s) by providing career-related projects either in person or virtually

### Development of Professional Skills

- ◆ Support employability skills including mock

## Workplace Engagement

### Internships / Pre-Apprenticeships

- ◆ Host an intern over a school break or during the summer

### Supported Worksite

- ◆ Host a student or student group visiting your worksite of business

## Other Engagements

### Career Events ( Career Nights /Days)

- ◆ Speak to students, parents, and staff regarding expertise, including educational requirements, skills and pros/cons of the career area

### Site Visits

- ◆ Host students and staff to provide information relating to the business and career opportunities within the field

### Advisory Boards

- ◆ Provide guidance to curricular and course programming design



**Ellendale Public School**  
PO Box 400  
Ellendale, ND 58436  
[www.ellendale.k12.nd.us](http://www.ellendale.k12.nd.us)

