

Free Through Recovery Update

Health Services Interim Committee
April 25, 2018



FREE THROUGH Recovery

The mission of Free Through Recovery (FTR) is to improve healthcare outcomes and reduce recidivism by delivering high-quality community behavioral health services linked with community supervision. FTR began accepting referrals on January 10 and services began on February 1, 2018.

1. Since January 10, 2018 there have been¹:



328 referrals



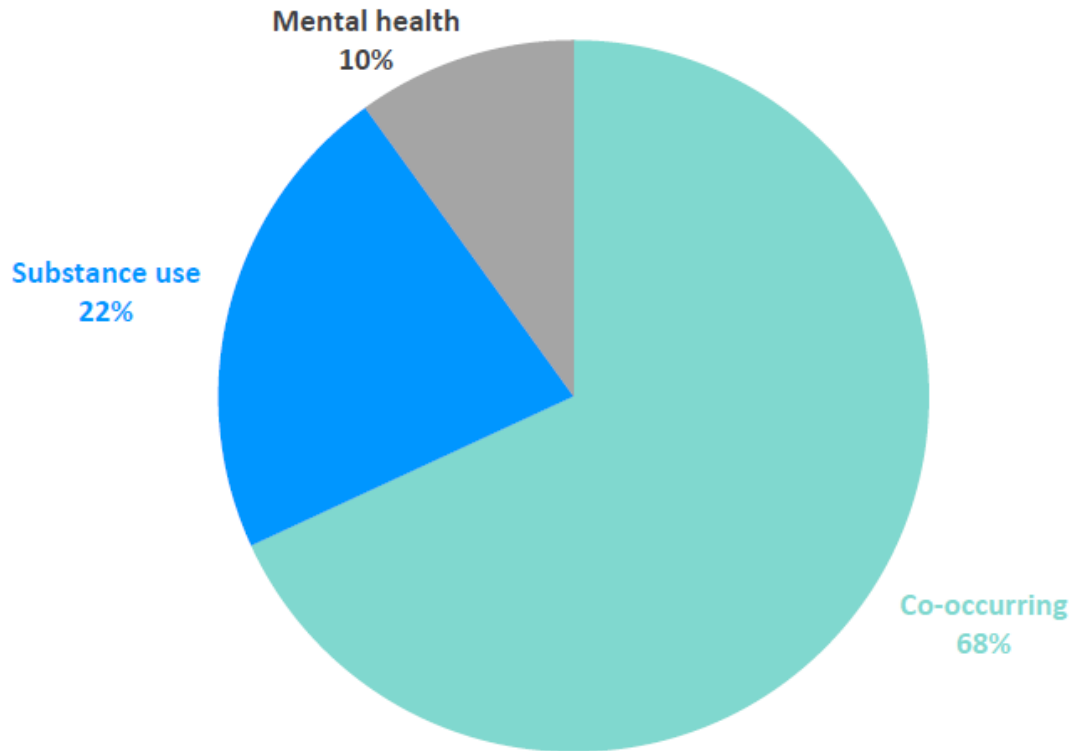
289 participants



Up to **670** total program capacity

2. FTR addresses a variety of behavioral health needs, including substance use disorder, mental illness, and co-occurring substance use/mental health disorders. Of the 289 participants in FTR, 205 of them have co-occurring disorders.

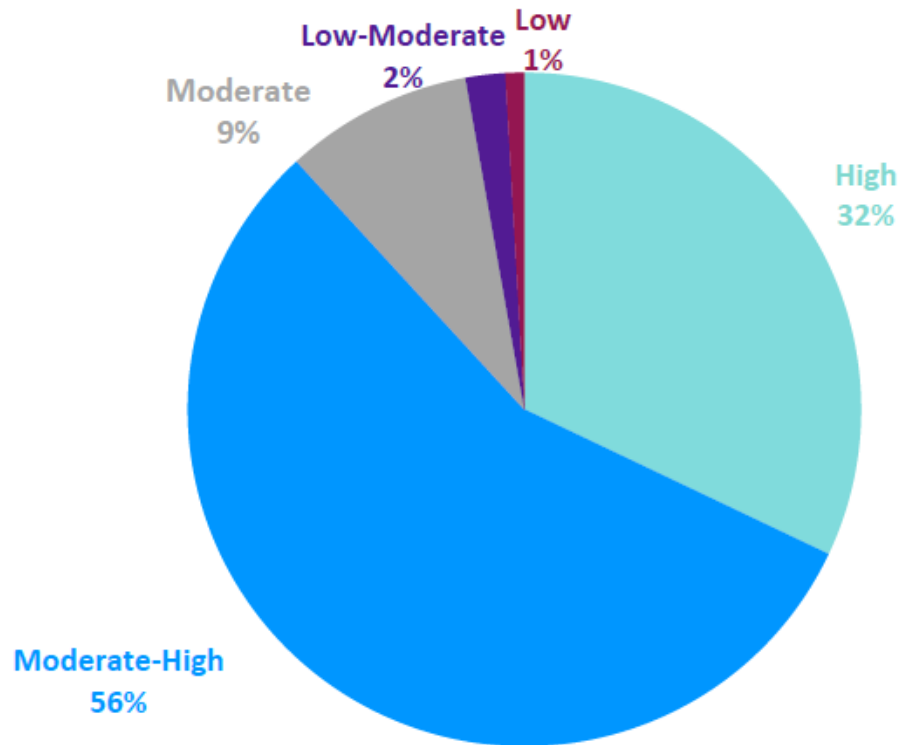
FTR Admissions by Behavioral Health Need



FREE THROUGH
Recovery

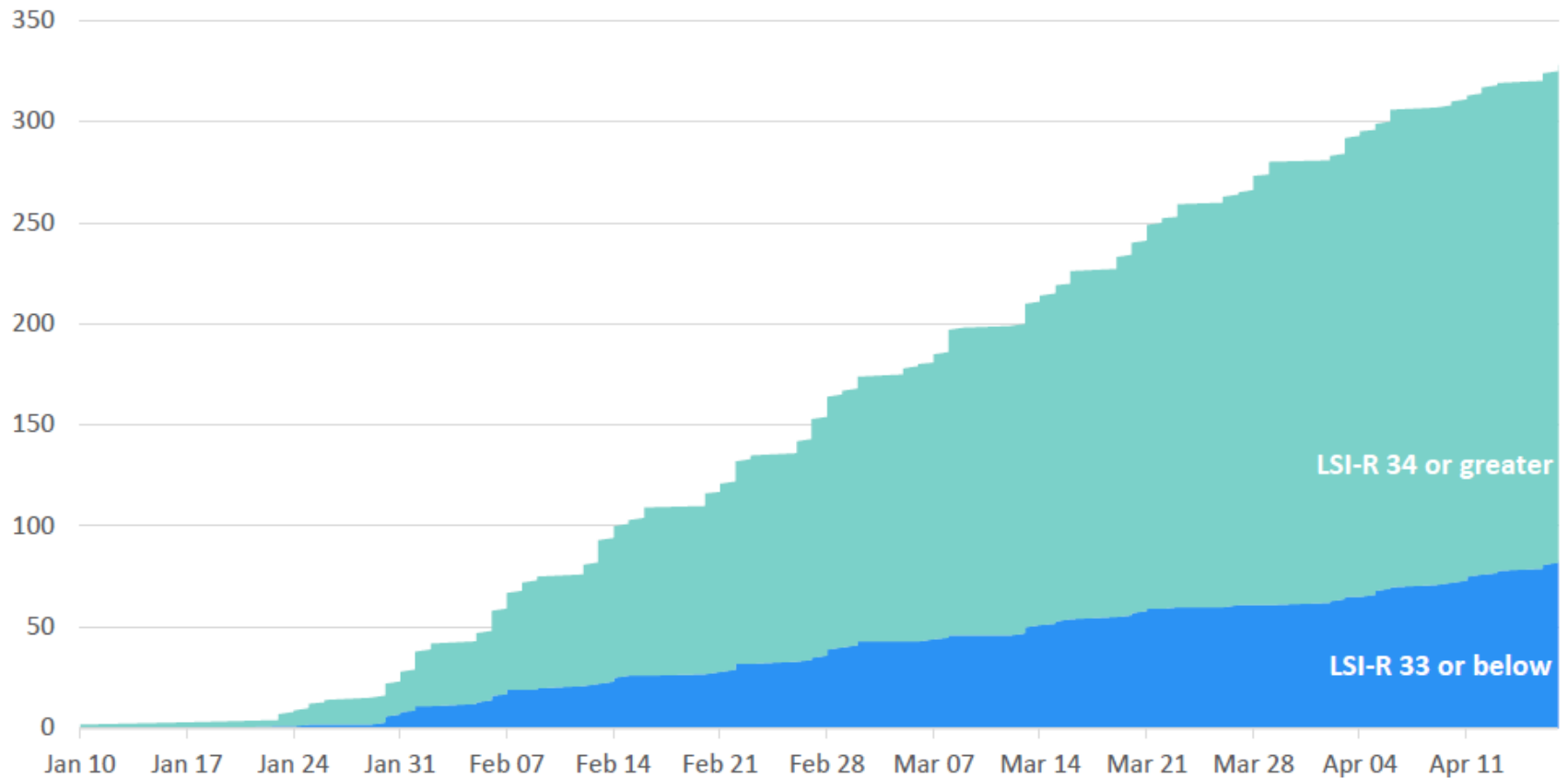
3. FTR is designed to serve people in the criminal justice system at moderate-high and high risk of committing new crimes. The majority of referrals to FTR are for people who fit into these categories.

Risk Levels of Referrals



4. An LSI-R score of 34 or higher, indicating moderate-to-high risk of recidivism, qualifies an individual for the FTR program, though the FTR clinical administrator is overriding this requirement for people with high behavioral health needs.

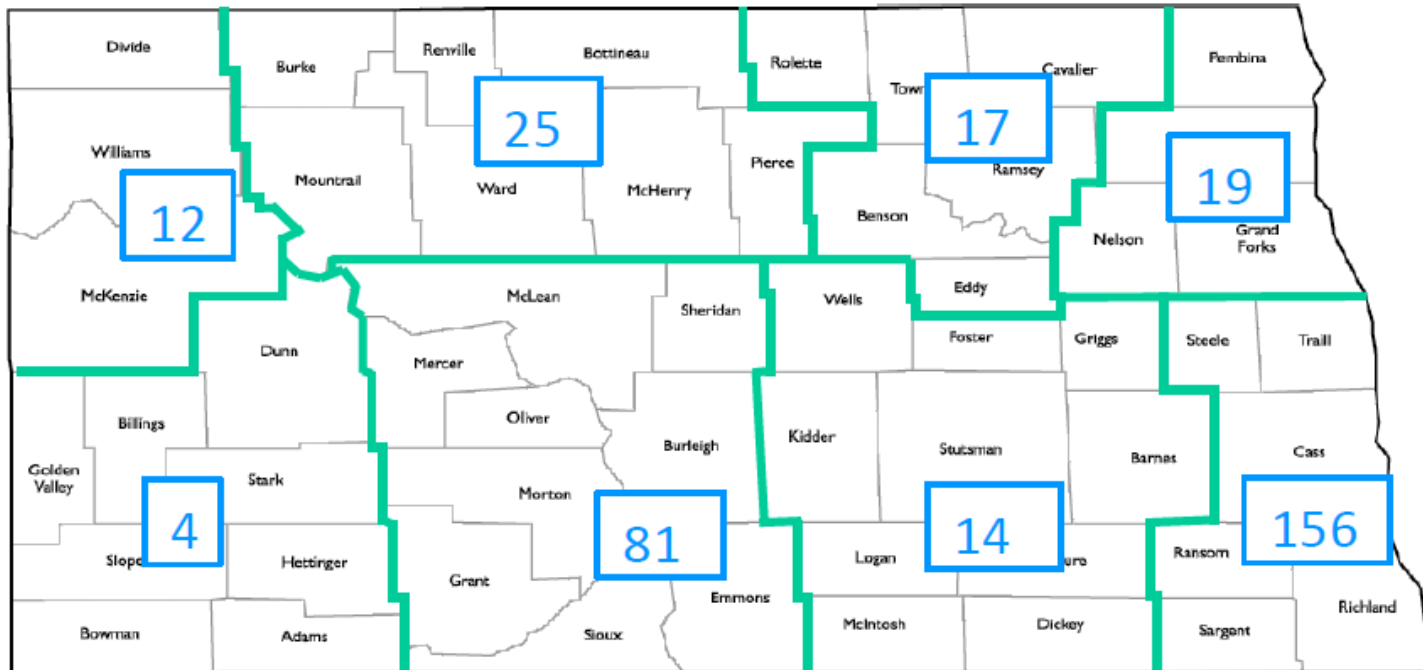
FTR Referrals by Qualifying Risk Level Over Time



FREE THROUGH
Recovery

5. The majority of people referred to the program come from the Fargo area (48%), followed by Bismarck (25%).

Referrals by Region



FTR providers began tracking **OUTCOME METRICS** for participants in March 2018.

Outcome Categories and Examples of Meeting Outcomes:

Is the participant living in a residence that is supportive of their recovery?

Participant obtained an apartment with the help of his care coordinator.

Is the participant actively seeking or participating in employment?

Participant just got her job back today.

Is the participant demonstrating effort to reduce their substance use or the harm associated with their use and/or improve their mental health functioning?

Participant stated she was 12 days with no use, and is starting to attend treatment Mondays and Wednesdays from 3:00-7:30.

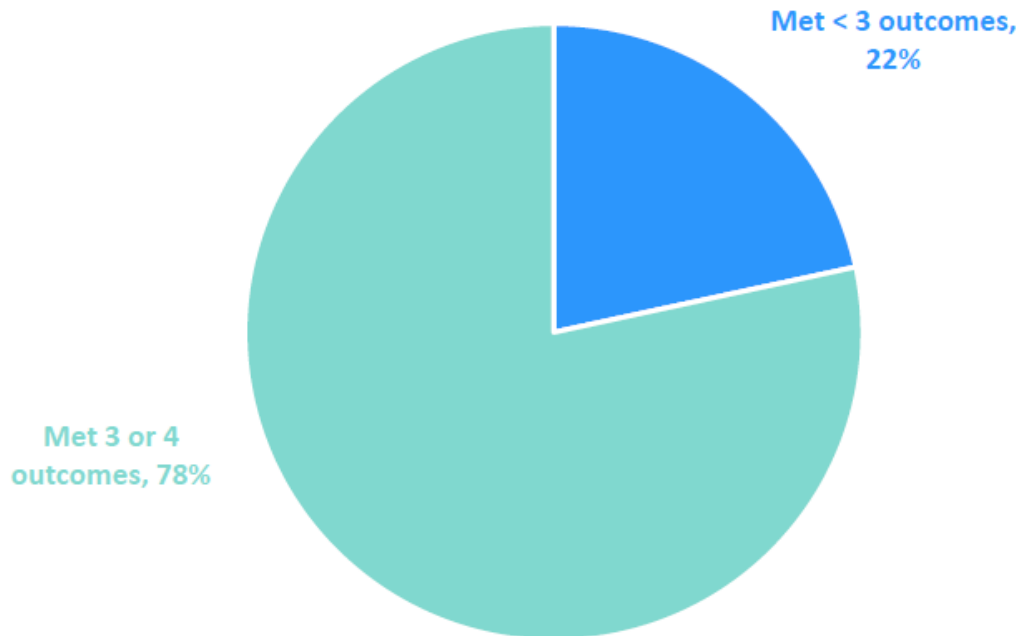
Did the participant avoid law enforcement involvement resulting in arrest, criminal charge, or probation violation resulting in initiation of revocation?

Participant had no interactions with law enforcement since meeting with the care coordinator.

6. FTR providers began tracking outcome metrics for participants in March 2018. Providers earned an enhanced payment in addition to base pay for 126 of 162 participants during this month. These participants met at least three of four outcome metrics:

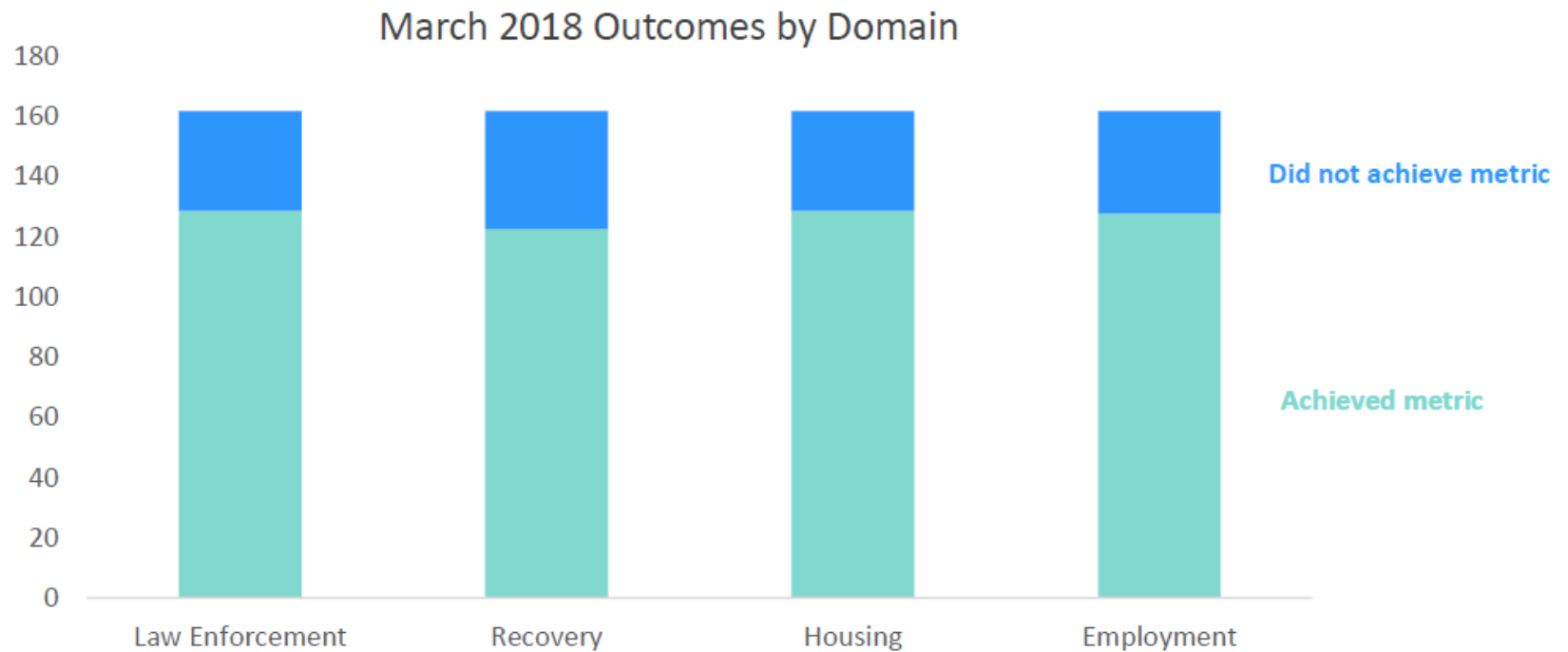
- Is the participant living in a residence that is supportive of their recovery?
- Is the participant actively seeking or participating in employment?
- Is the participant demonstrating effort to reduce their substance use or the harm associated with their use and/or improve their mental health functioning?
- Did the participant avoid law enforcement involvement resulting in arrest, criminal charge, or probation violation resulting in initiation of revocation?

March 2018 Outcomes



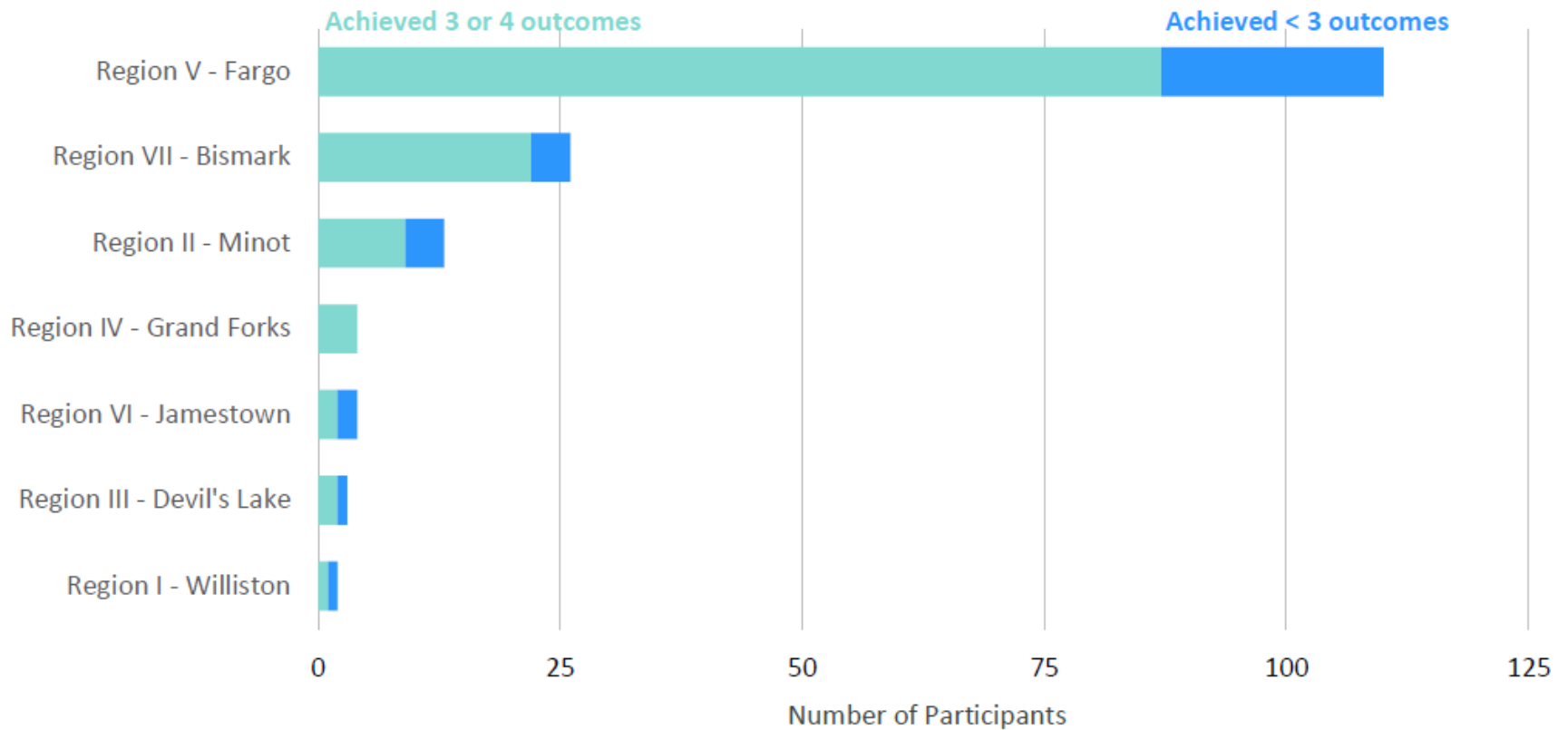
FREE THROUGH
Recovery

7. Of the 162 participants who were in the program long enough to collect outcome data in March, more than three-quarters achieved positive outcomes in each of the four domains.



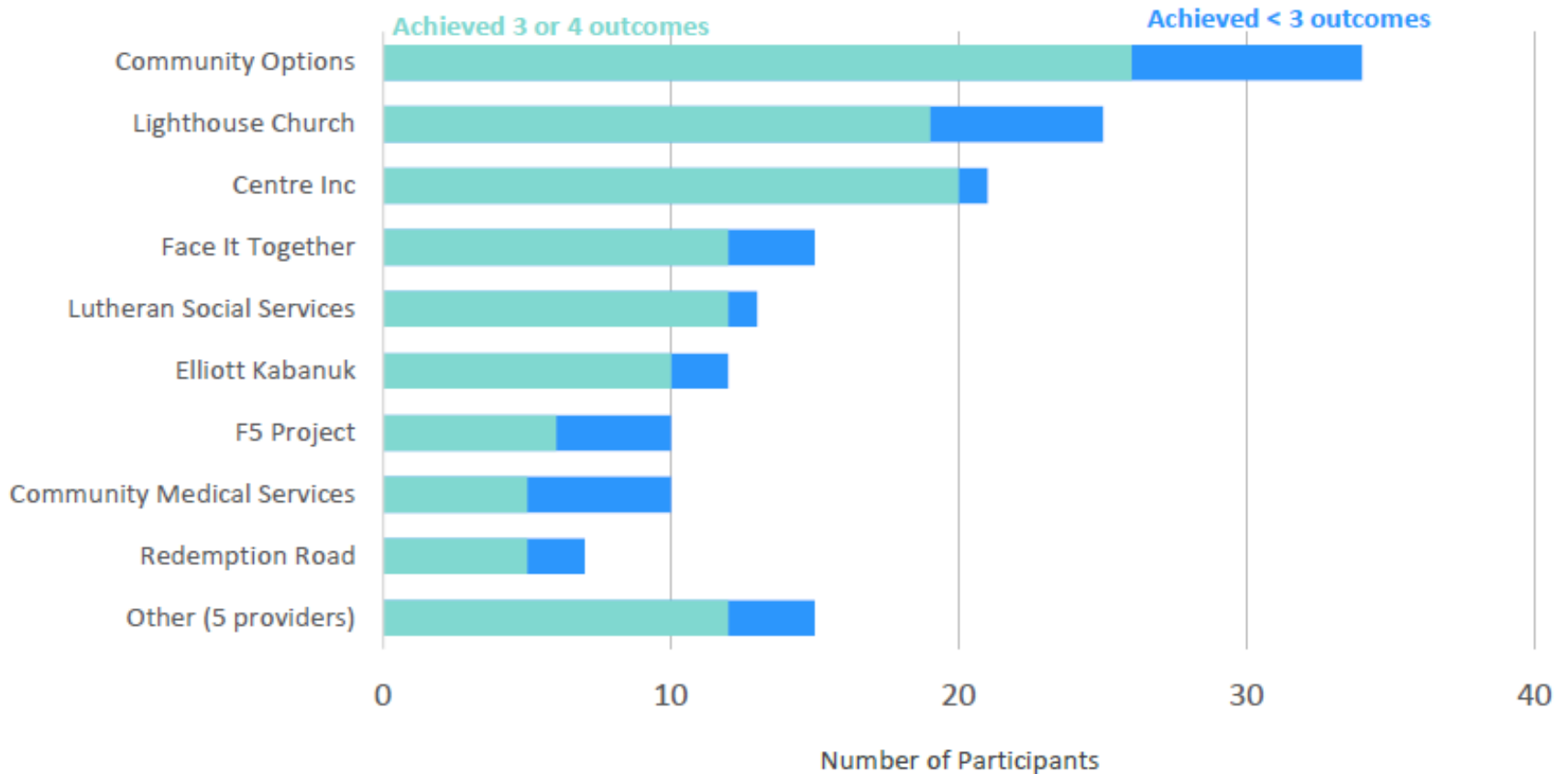
8. Providers in all regions earned enhanced payments as participants in all regions achieved three or more outcomes.

Aggregate March 2018 Outcomes by Region



9. For all providers who delivered services in March, each received enhanced payments for at least 50% of their participants.

Aggregate March 2018 Outcomes by Provider



10. Provider capacity must continue to be developed in the Northern and Western areas of the state.

| | Fargo | Bismarck | Minot | Grand Forks | Williston | Devil's Lake | Dickinson | Jamestown | Valley City | Total Agency Capacity |
|------------------------------------|------------|------------|-----------|-------------|-----------|--------------|-----------|-----------|-------------|-----------------------|
| Lutheran Social Services | 20 | 25 | 10 | 20 | 15 | 15 | 10 | 15 | 0 | 130 |
| Community Options | 20 | 20 | 15 | 15 | 10 | 10 | 10 | 5 | 0 | 105 |
| Community Medical Services | 25 | 0 | 20 | 0 | 0 | 0 | 0 | 0 | 0 | 45 |
| STAND | 5 | 15 | 0 | 3 | 0 | 0 | 0 | 0 | 0 | 23 |
| Native American Development Center | 0 | 20 | 0 | 0 | 0 | 0 | 0 | 0 | 0 | 20 |
| F5 Project | 50 | 0 | 0 | 0 | 0 | 0 | 0 | 0 | 0 | 50 |
| Elliot Kabanuk | 30 | 0 | 0 | 5 | 0 | 0 | 0 | 0 | 0 | 35 |
| Fraser Ltd. | 20 | 0 | 0 | 0 | 0 | 0 | 0 | 0 | 0 | 20 |
| Warrior's of the 21st Century | 0 | 55 | 0 | 0 | 0 | 0 | 0 | 0 | 0 | 55 |
| Face It Together | 27 | 10 | 0 | 0 | 0 | 0 | 0 | 0 | 0 | 37 |
| Redemption Road | 40 | 0 | 0 | 0 | 0 | 0 | 0 | 10 | 0 | 50 |
| Lighthouse Church | 25 | 0 | 0 | 0 | 0 | 0 | 0 | 0 | 0 | 25 |
| Centre, Inc. | 25 | 0 | 0 | 0 | 0 | 0 | 0 | 0 | 0 | 25 |
| Lost and Found Recovery | 20 | 0 | 0 | 0 | 0 | 0 | 0 | 0 | 0 | 20 |
| Solid Ground Counseling | 0 | 0 | 0 | 0 | 0 | 0 | 0 | 0 | 15 | 15 |
| United Way Dickinson | 0 | 0 | 0 | 0 | 0 | 0 | 15 | 0 | 0 | 15 |
| Total Regional Capacity | 307 | 145 | 45 | 43 | 25 | 25 | 35 | 30 | 15 | 670 |