



House Bill 1012

House Appropriations | Human Resources Division
Representative Jon Nelson, Chairman

Developmental Disabilities

Helping adults and children with disabilities realize their potential

NORTH
Dakota | Human Services
Be Legendary.™

DEVELOPMENTAL DISABILITIES

Program Purpose

Maximize community inclusion, independence and self-sufficiency to prevent institutionalization, and to enable individuals to transition from institutions to community living.



DEVELOPMENTAL DISABILITIES

What we do

Case Management

- Case management provided by DD Program Managers to individuals and families
- Eligibility review
- Person centered planning
- Service authorization

Administration

- Provider licensing
- Training & Technical Assistance
- Policy Development
- Contract Management
- Provider Enrollment

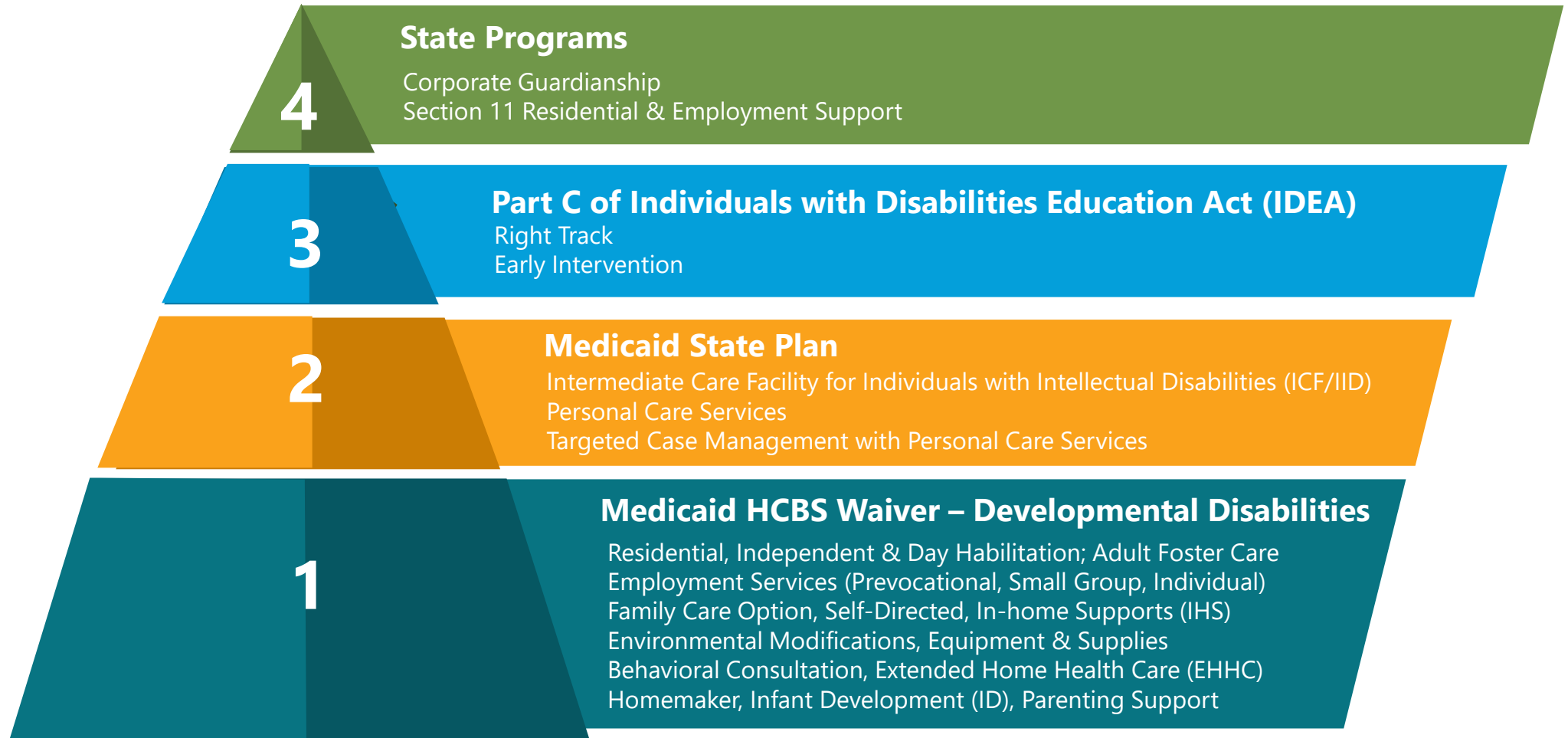
Program Integrity

- Regulatory compliance
- Provider Audits
- Case Reviews
- Federal & State Audits
- Quality Assurance

Partnerships

- North Dakota Interagency Coordinating Council
- State Rehabilitation Council
- Transition Task Force
- Money Follows the Person


DEVELOPMENTAL DISABILITIES Service Array by Funding Authority



Meet Caden.



Meet Caden's family.



Age 14

Diagnosed with a mild intellectual disability. And PTSD, Autism, ADHD, and a mood regulation disorder.

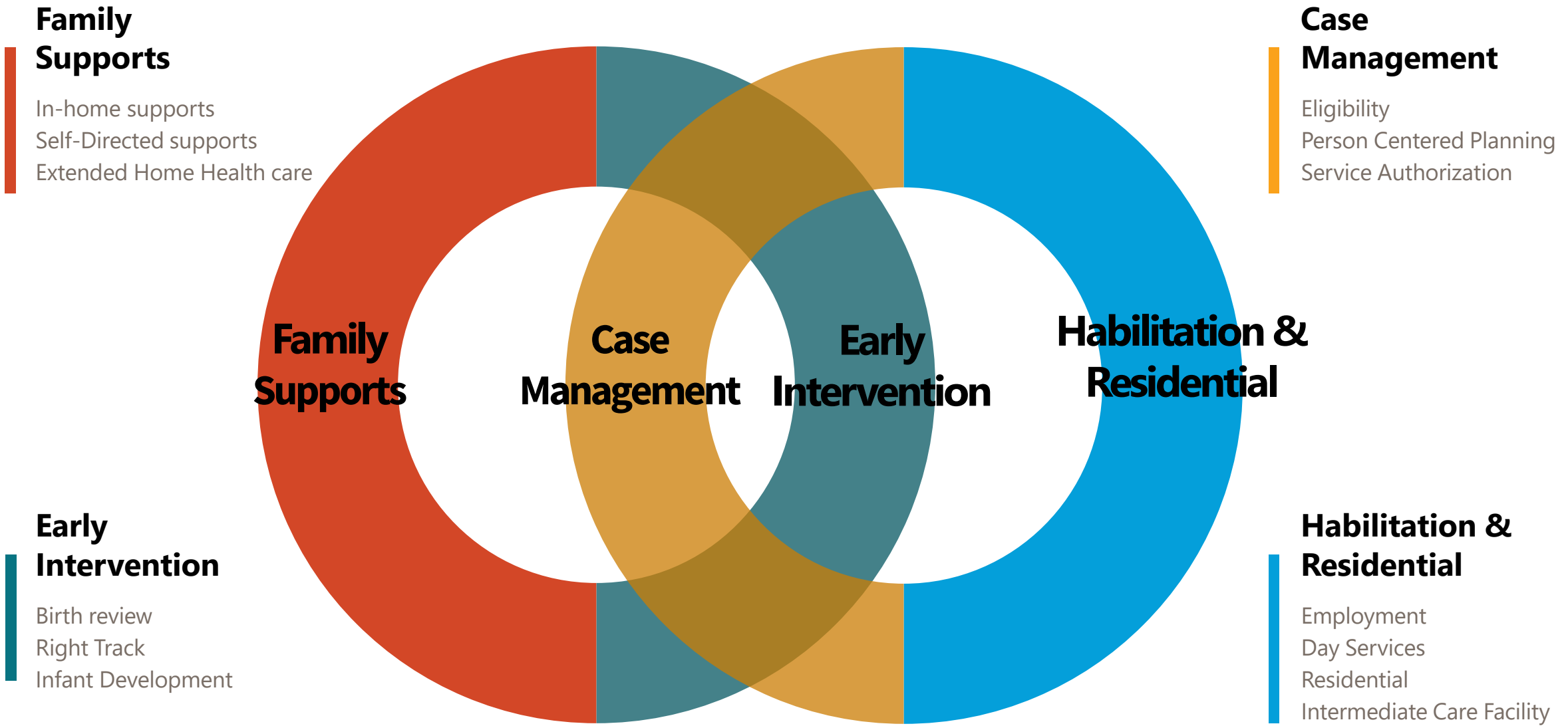
History of self injurious behavior, physical aggression, running away.

Has been living at home and attending school with peers half days with significant in-school supports.

Was found eligible for DD services at age 11.

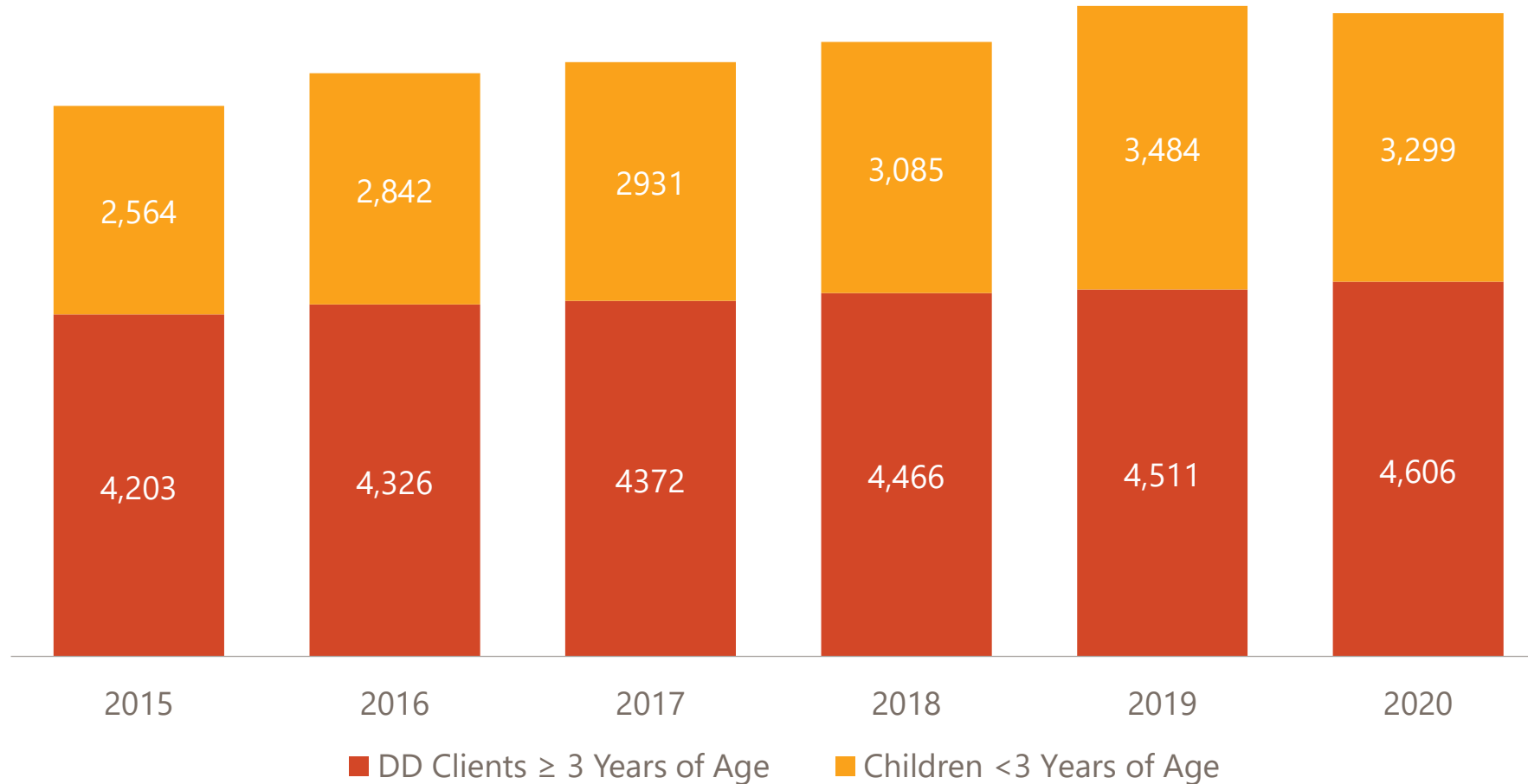
- Mom, dad and two brothers (age 10 and 8)
- Both mom and dad work full time and are Caden's guardians
- Family receives in-home supports 40-45 hrs/week to help manage behaviors

Case management and early intervention are a key intersection within the continuum of services available to people with Developmental Disabilities



DEVELOPMENTAL DISABILITIES

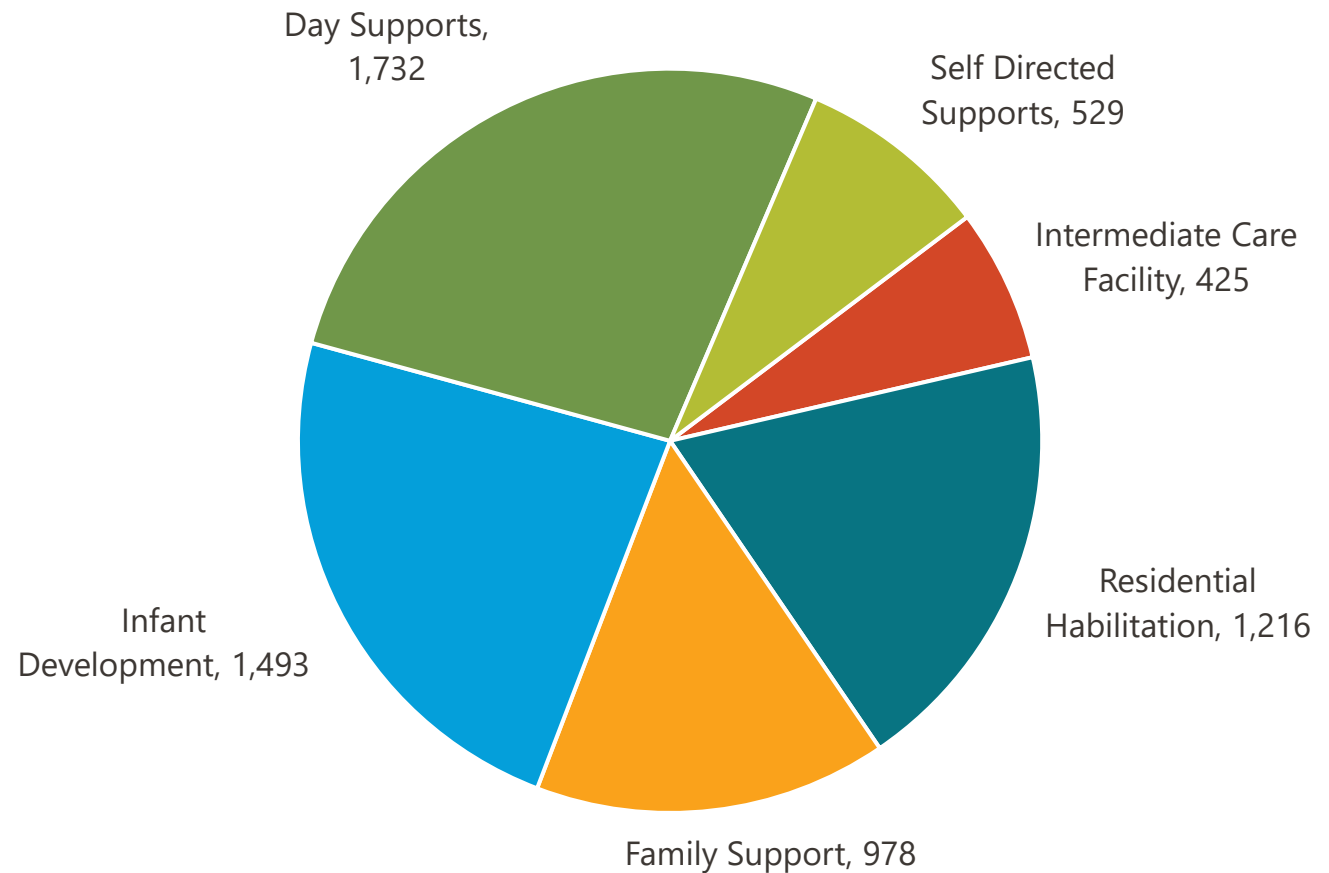
Individuals receiving case management services



DEVELOPMENTAL DISABILITIES

Individuals receiving services in community setting

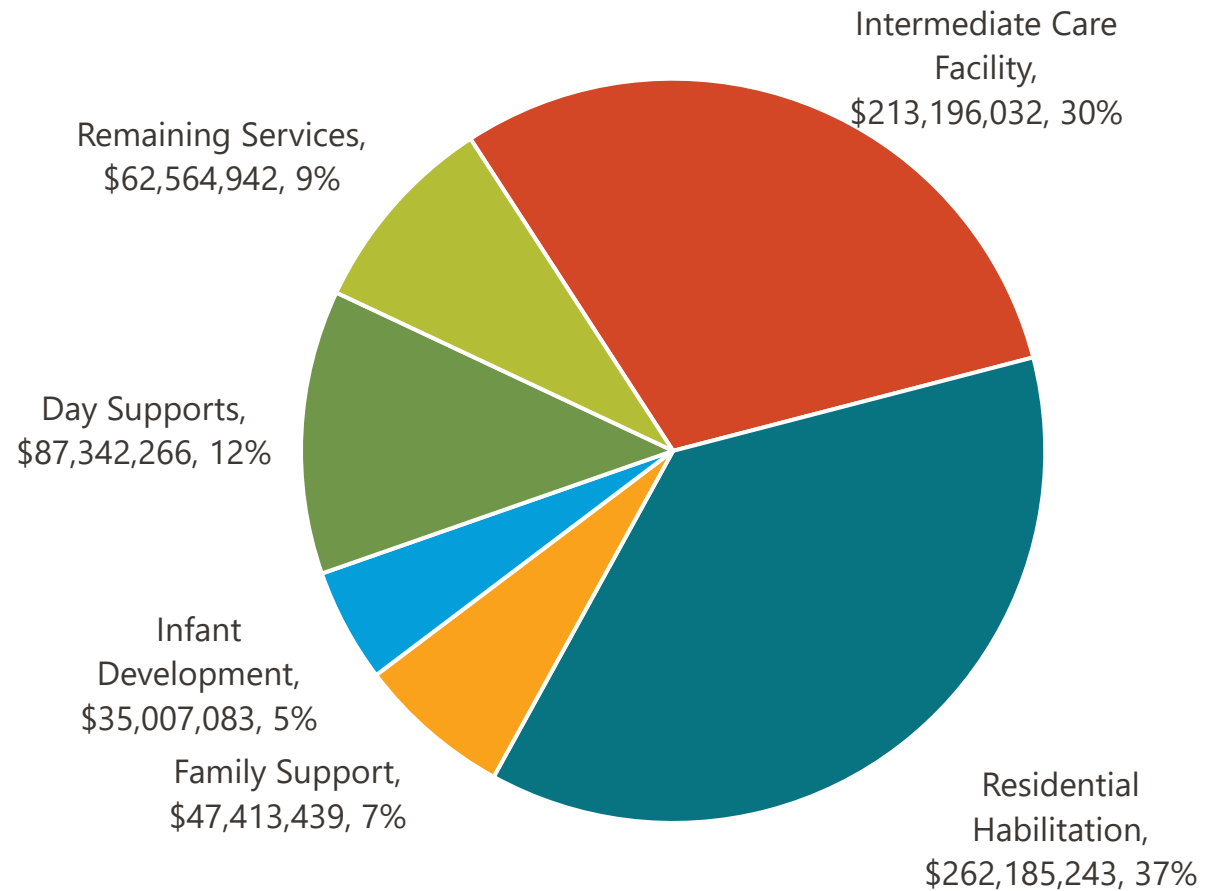
ND's 1915(c) waived services for people with a range of developmental disabilities are coordinated by 120 DD program managers and delivered by 38 licensed providers who served 7,900 people ages 0-90+ in 2020



DEVELOPMENTAL DISABILITIES

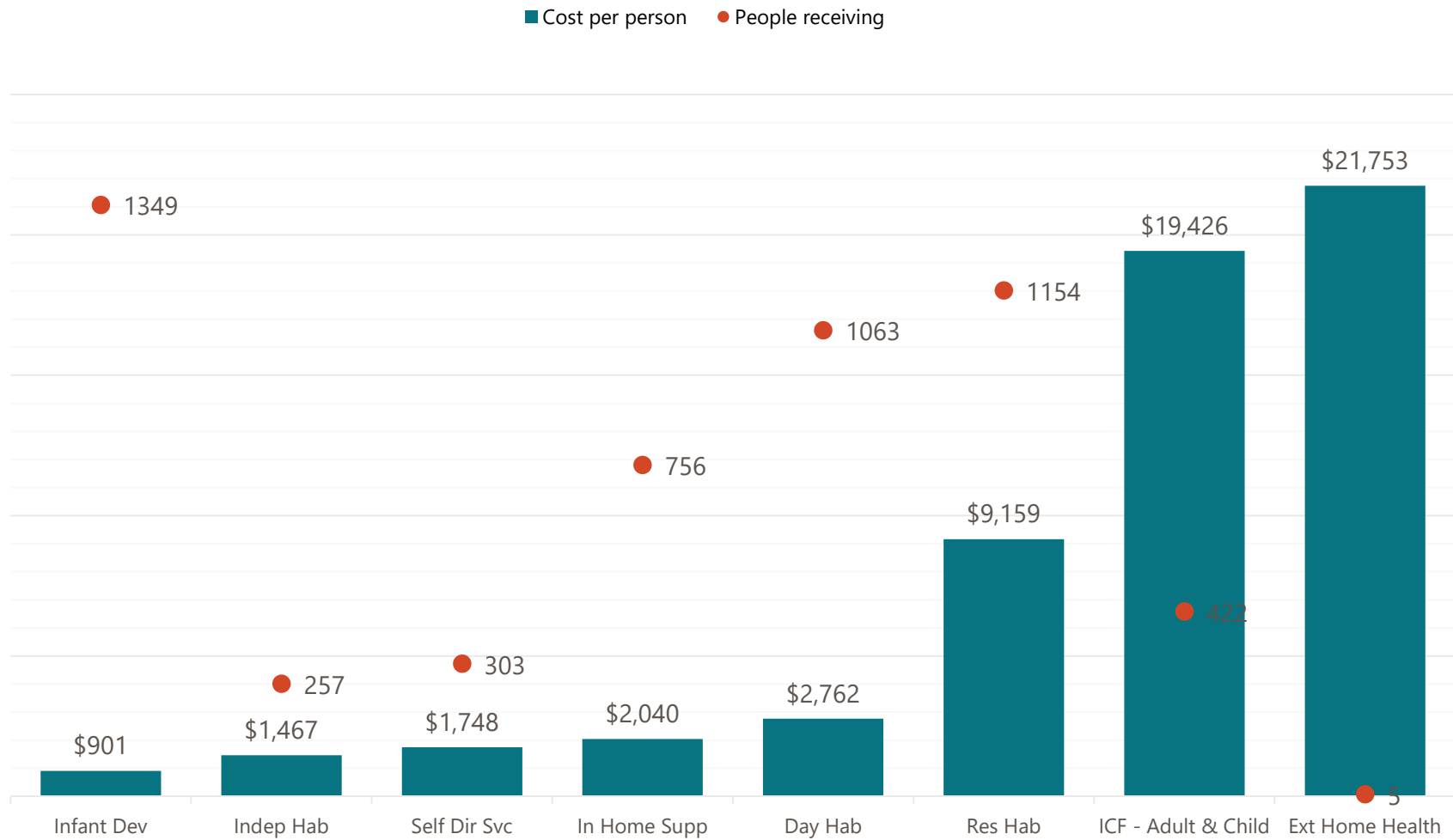
Proposed 21-23 budget by type of service

67% of the total proposed 21/23 budget for DD services will support residential care for people with developmental disabilities



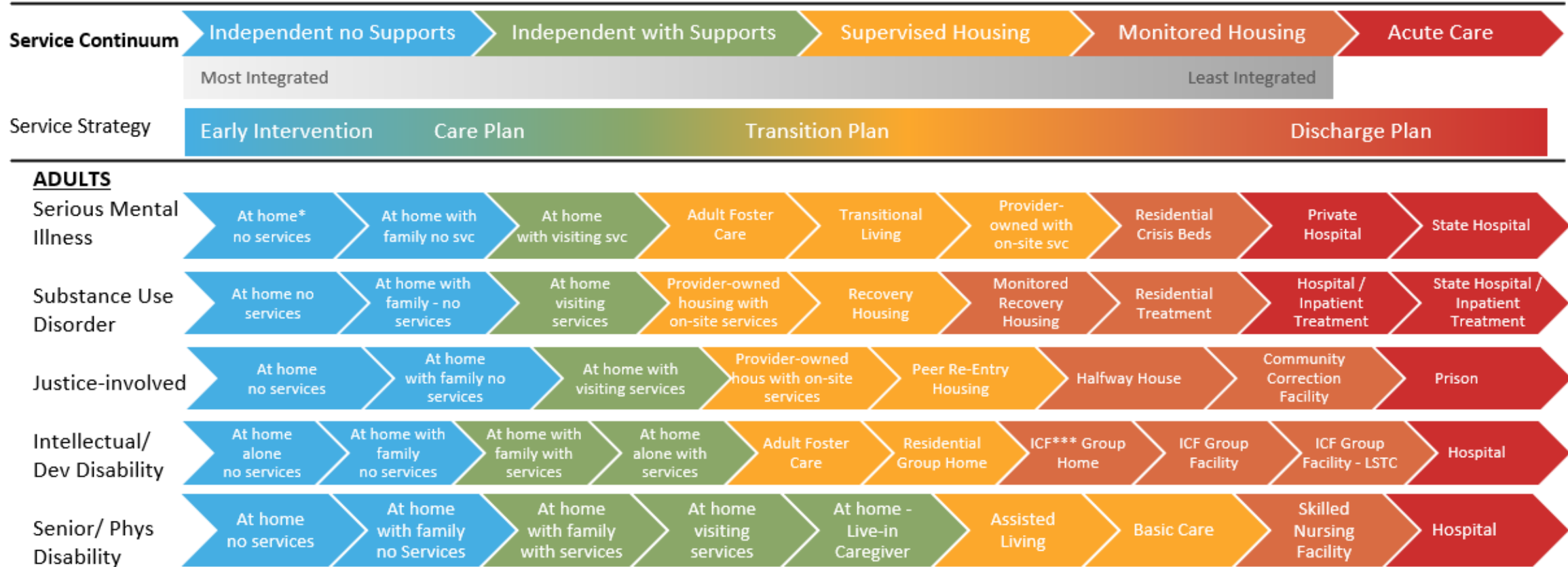
DEVELOPMENTAL DISABILITIES

Cost month per person per type of service – SFY20



The Service Continuum - Adults

A critical concept defined



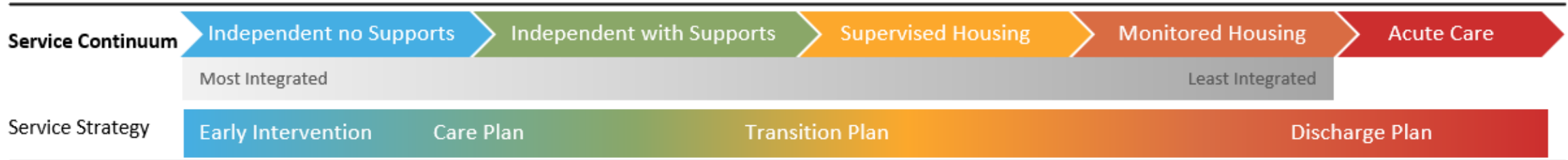
*Home = includes any type of home setting that is the responsibility of the individual (single family home, condo, apartment, mobile home)

**Family = includes birth family, kin-caregiver, adopted family

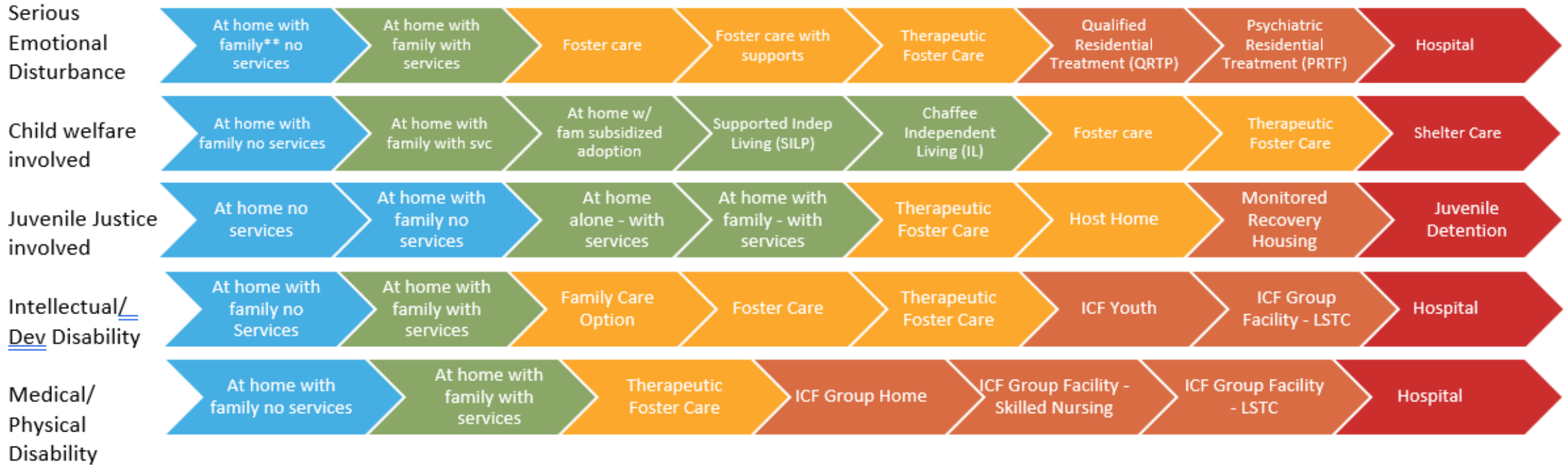
***ICF = Intermediate Care Facility. ICF Group Home (less than 8 people); ICF Group Facility (8 or more people); ICF LSTC (Life Skills Transition Center)

The Service Continuum - Children

Illustrating the work of transition and diversion



CHILDREN



*Home = includes any type of home setting that is the responsibility of the individual (single family home, condo, apartment, mobile home)

**Family = includes birth family, kin-caregiver, adopted family

***ICF = Intermediate Care Facility. ICF Group Home (less than 8 people); ICF Group Facility (8 or more people); ICF LSTC (Life Skills Transition Center)

Components of Quality

How are we doing? Can we do it better?

National Standards

Evidence Based Practices

Applying or translating research findings into care practices and decision making that will result in the best client outcomes

Accreditation

Assures quality, consistency and relevant approaches through application of research-based standards and a peer-review process

Licensure and Certification

Granting of authority to practice within health and safety guidelines and/or scope of practice

Incident Reporting

Tracking of health and safety events that occur in the course of delivering care to clients

State Standards



National Core Indicators

Standard measures used across states to assess the outcomes of services provided to individuals and families

Core Set Measures

National standards of care and treatment processes for common health conditions

Quality Assurance

Monitoring desired level of quality in service delivery by examination of processes and procedures

Quality Control

Monitoring desired level of quality by examining results of processes and procedures

Outputs and Outcomes

Processes

DEVELOPMENTAL DISABILITIES

Key Changes due to COVID

Policy

- Appendix K
- Training
- Background Checks
- Plan Development

Service

- Virtually
- Location or activity change
- In home support

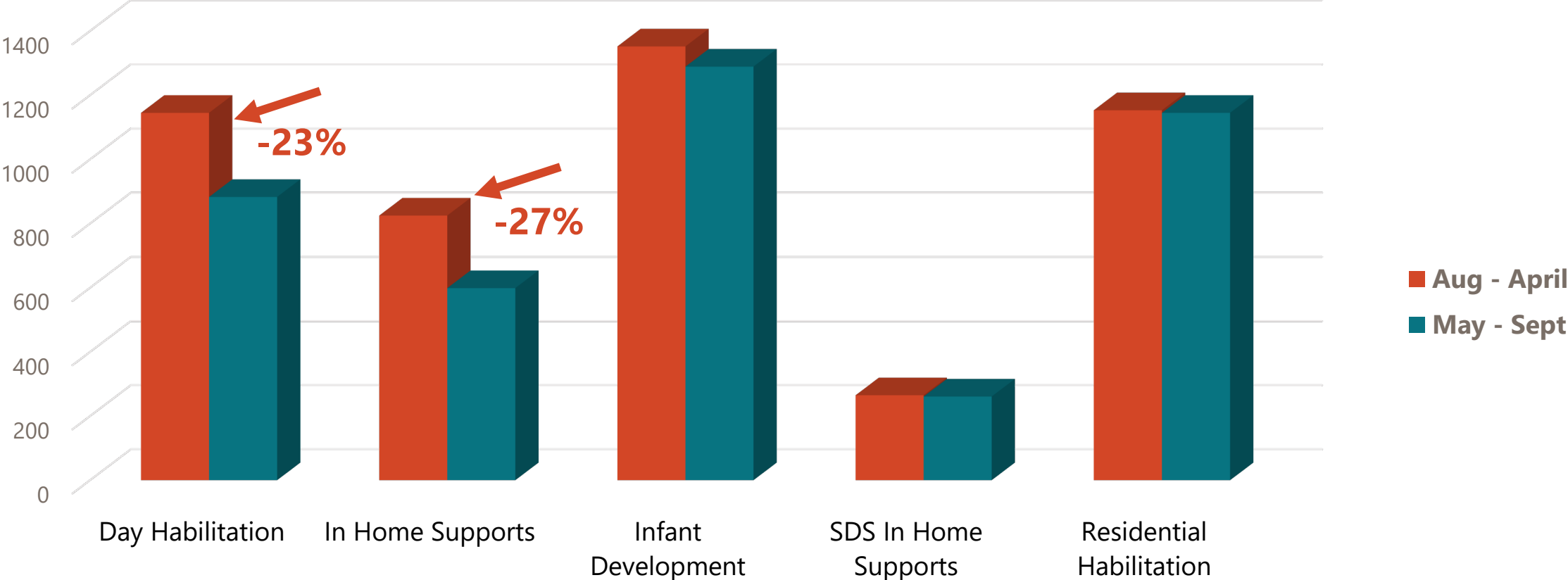
Funding

- Retainer payments
- Temporary rate increases



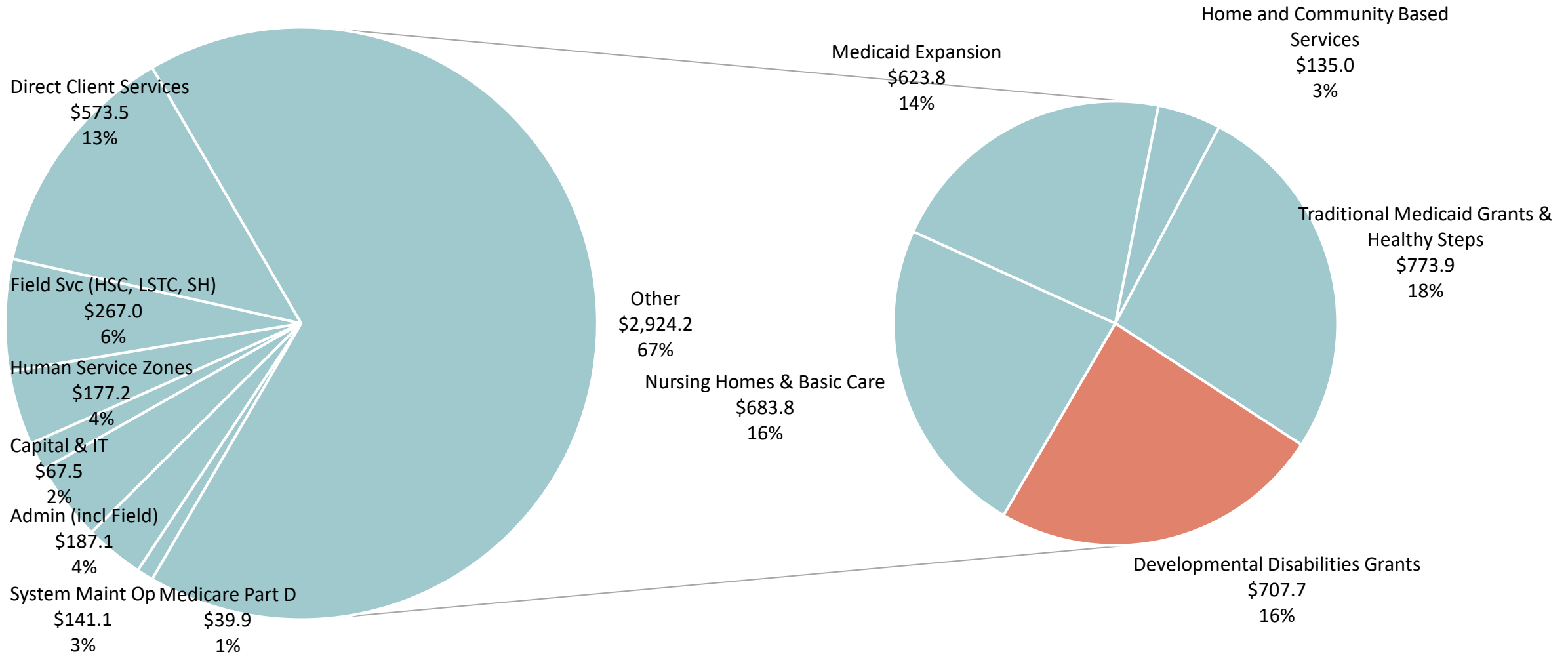
DURING COVID, UTILIZATION OF NON-RESIDENTIAL SERVICES ("DAY" AND "IN-HOME" SUPPORTS) DECLINED BY MORE THAN 20%

Utilization of Services Aug 2019-April 2020 (pre-COVID) and May 2020-Sept 2020 (COVID)



2021-2023 EXECUTIVE BUDGET DHS

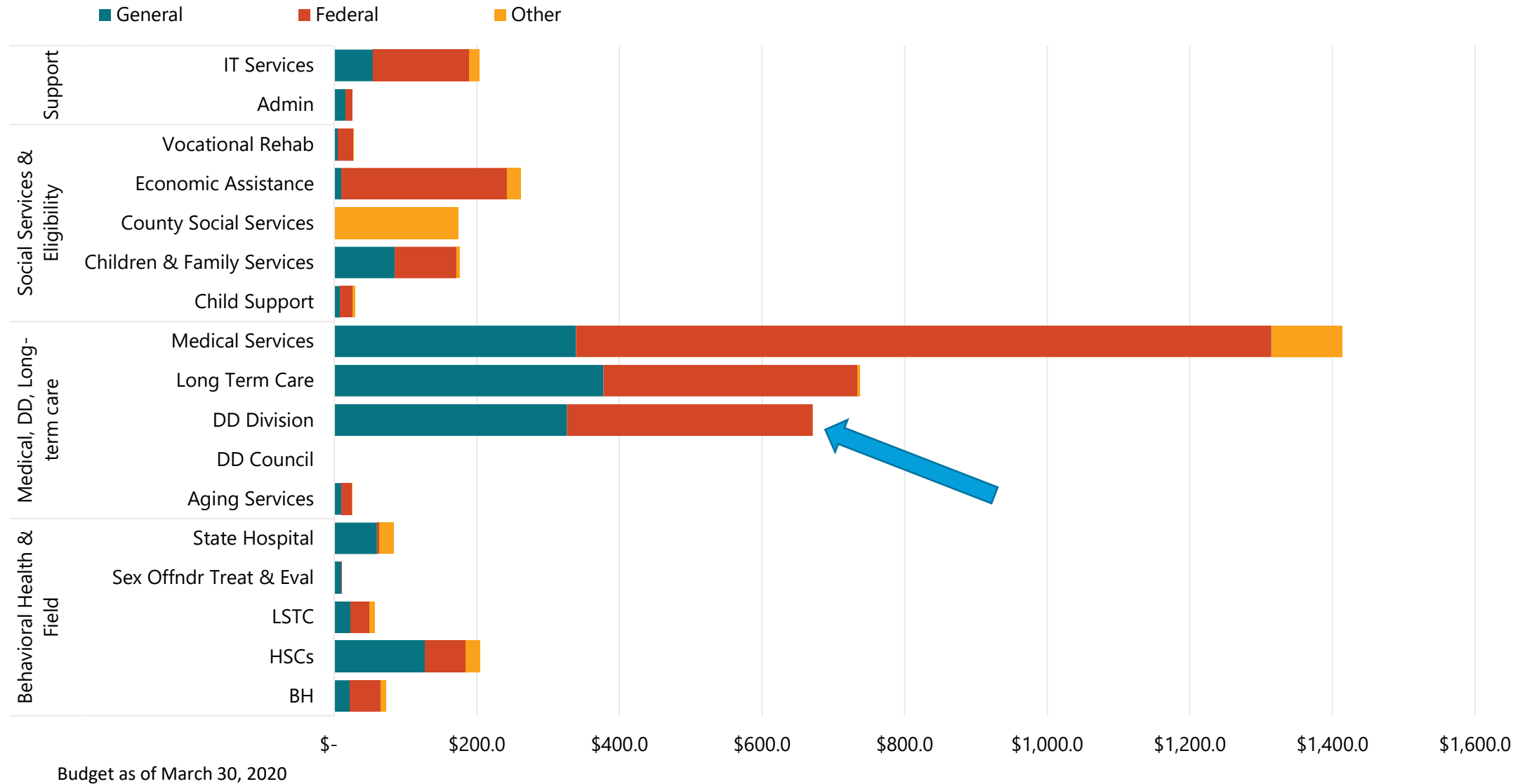
Total budget \$4.378 billion, by category of expenditure



Direct Client Services include Economic Assistance Programs, Child Welfare Programs, and grants and service contracts for Aging, Behavioral Health, Vocational Rehabilitation, Medical Services, and Developmental Disability.

2019-2021 LEGISLATIVELY APPROVED BUDGET

Total budget (millions) by division



DEPARTMENT OF HUMAN SERVICES

Quality services, Proven results, Closer to home

- 1 Base decisions on **quality, efficiency,** and **effectiveness.**

Find success in a resource-constrained environment.

Make **reductions** in some areas **and investments** in others to optimize outcomes.
- 2 The state has **enough treatment beds.** Investing in **earlier interventions** can help **avoid crisis.**

Right service. Right place. Right time.

Serving people in **lowest level of care necessary** will return **better outcomes.**

To deliver services closer to home, **all** have to be **willing to change** how they do business – DHS can't do this alone.
- 3 How we **pay** for services should be **fair** and **equitable** across systems.

Inequity in rates **affects** people's ability to **access** services - providers often prioritize more lucrative payment opportunities

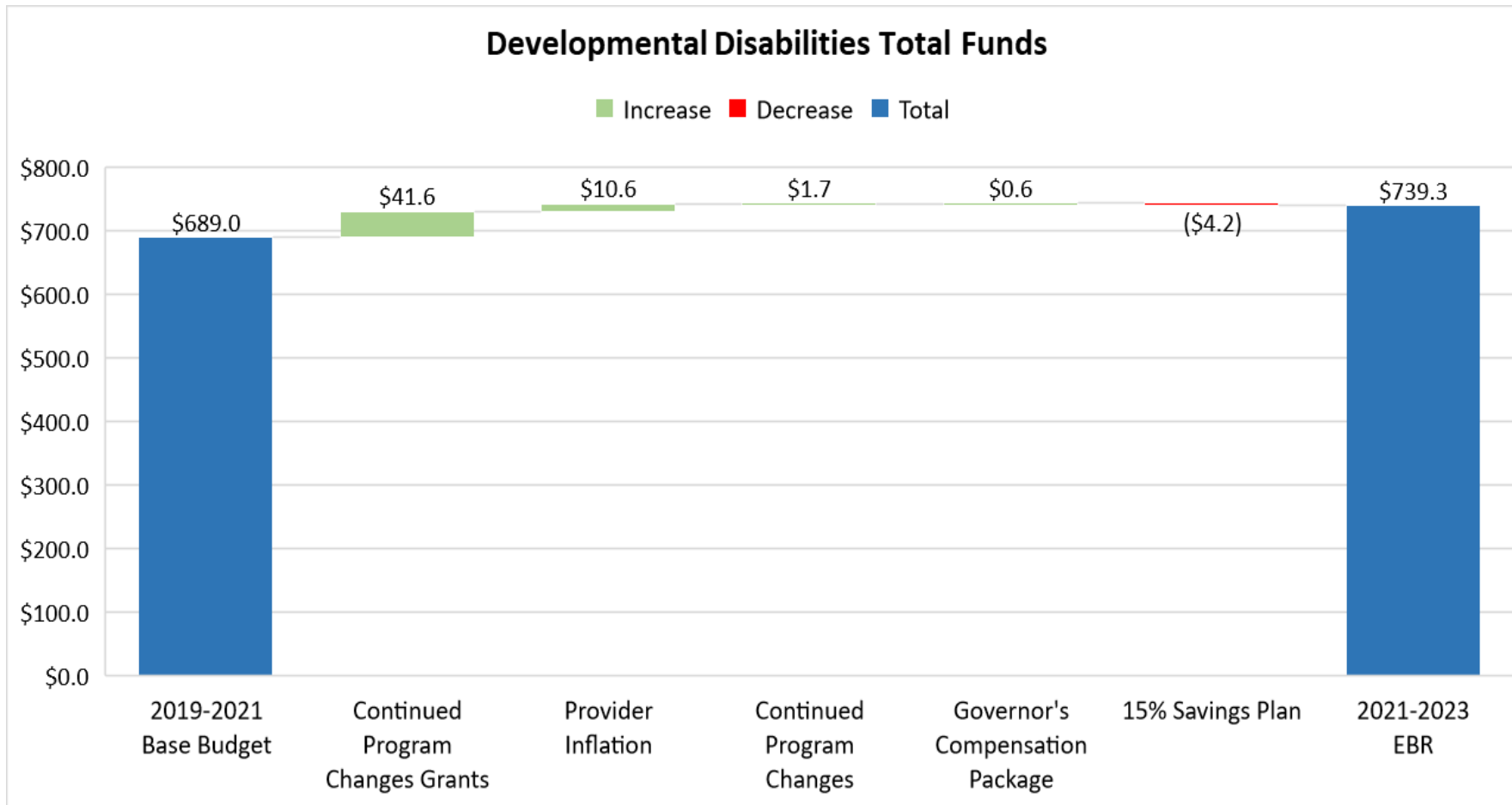
Demonstrate value to taxpayers. **Value** equals **high quality cost efficient care.**

OVERVIEW OF BUDGET CHANGES

Description	2019-2021 Budget	Increase/ (Decrease)	2021-2023 Executive Budget
Salary and Wages	21,041,554	2,147,049	23,188,603
Operating	8,402,117	(562,834)	7,839,283
Capital	10,000	-	10,000
Grants	672,928	(150,000)	522,928
DD Grants	658,889,923	48,819,082	707,709,005
Total	689,016,522	50,253,297	739,269,819
General Fund	336,131,217	8,629,327	344,760,545
Federal Funds	352,885,305	41,623,970	394,509,274
Other Funds	-	-	-
Total	689,016,522	50,253,297	739,269,819
Full Time Equivalent (FTE)	125.87	0.00	125.87

DEVELOPMENTAL DISABILITIES

Overview of Total Budget Changes (in millions)

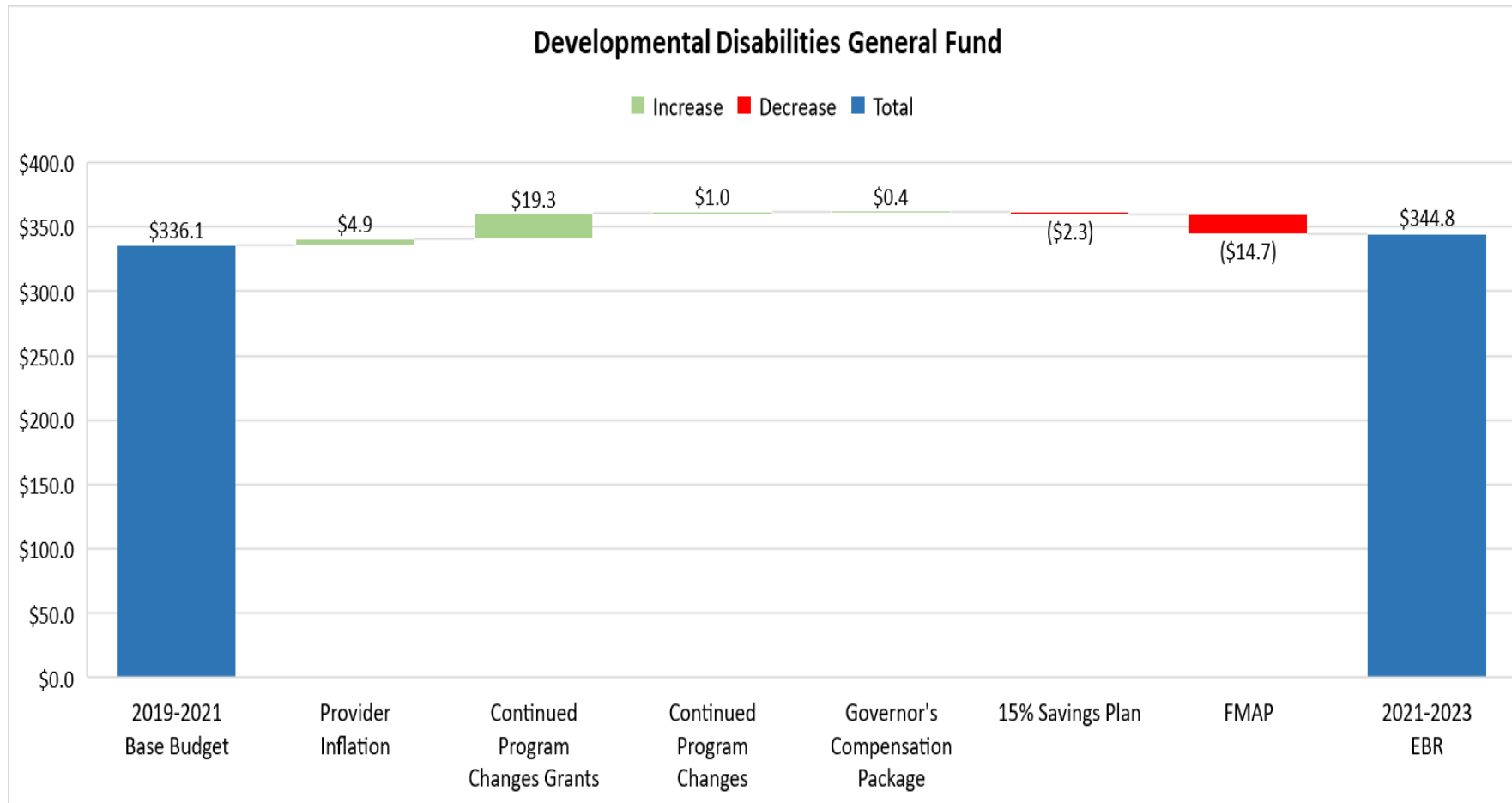


Overall increase of \$50.3M from 2019-2021 Base Budget:

- Continued Program Changes for services under DD Grants of \$41.6M
- Provider Inflation of \$10.6M:
 - For service providers under DD Grants of \$10.52M
 - For corporate guardianship of \$0.05M
- Continued Program Changes of \$1.7M:
 - Includes changes in salaries, travel, professional development and right track.
- 15% Savings Plan of (\$4.2M):
 - Rate adjustment for ICF, Residential & Day Habilitation of (\$11.1M)
 - ICF transitions from LSTC of \$7.9M

DEVELOPMENTAL DISABILITIES

Overview of General Fund Budget Changes (in millions)



Overall increase of \$8.7M from 2019-2021 Base Budget

- Provider Inflation of \$4.9M:
 - For service providers under DD Grants of \$4.86M
 - For corporate guardianship of \$0.05M
- Continued Program Changes for services under DD Grants of \$4.7M including FMAP
- Continued Program Changes of \$1.0M:
 - Adjustment in salaries, travel and professional development.
- 15% Savings Plan of (\$2.3M):
 - Rate adjustment for ICF, Residential & Day Habilitation of (\$5.2M)
 - ICF transitions from LSTC of \$3.7M

DEVELOPMENTAL DISABILITIES

19-21 to 21-23 Services Overview

North Dakota Department of Human Services Changes in Developmental Disabilities from 2019-2021 Appropriation to 2021-2023 Executive Budget

Service Description	2019-2021 Appropriation	Cost to Continue	FMAP	Rate Adj. for ICF, Res Hab & Day Hab *	ICF Transitions from LSTC ^	Total Changes	2021-2023 Budget To OMB	Inflation 1% / 1%	2021-2023 Budget To House
Intermediate Care Fac. for Intellectually Disabled	195,829,588	10,921,101	47	(4,516,667)	7,879,858	14,284,339	210,113,927	3,082,105	213,196,032
DD Home & Community Based Services	470,060,334	24,091,758	(47)	(6,633,333)		17,458,378	487,518,712	7,440,098	494,958,810
Residential Services - Daily Rates	248,973,777	18,201,674	(6)	(9,033,333)		9,168,335	258,142,112	4,043,131	262,185,243
Day Habilitation	121,540,853	(37,840,303)	(6)	2,400,000		(35,440,309)	86,100,544	1,241,722	87,342,266
Family Support Services - In Home Support	44,653,768	2,054,511	(3)			2,054,508	46,708,276	705,163	47,413,439
Infant Development	30,483,702	4,017,189	(3)			4,017,186	34,500,888	506,195	35,007,083
Remaining Services	24,408,234	37,658,687	(29)			37,658,658	62,066,892	943,887	63,010,779
Cost Settlement & Underfunding	(7,000,000)	6,554,163				6,554,163	(445,837)		(445,837)
Total	658,889,922	41,567,022		(11,150,000)	7,879,858	38,296,880	697,186,802	10,522,203	707,709,005
General Fund	319,198,437	19,323,007	(14,656,562)	(5,240,000)	3,706,523	3,132,968	322,331,405	4,859,222	327,190,627

Notes:

* Recommended Rate Adjustments for ICF, Residential Habilitation and Day Habilitation per Optumus analysis.

^ Budget Adjustment for ICF Transitions from LSTC (16 children and 10 adults)



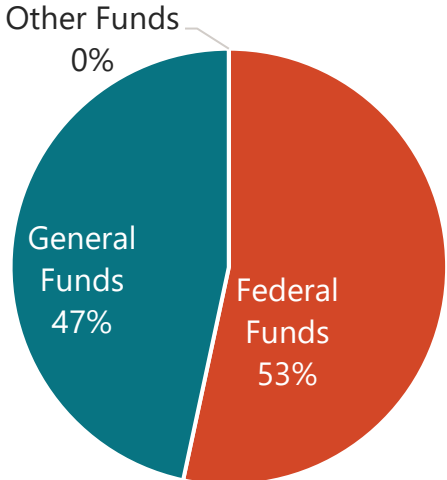
Developmental Disabilities Budget Summary

19-21 Budget **\$689,016,522**

21-23 Budget (exec) **\$739,269,819**

125.87 FTEs; no change in FTEs projected;
\$50.2 million increase in total budget (83% of increase is from federal funds)

- Diversion/Transition initiative with LSTC
- Payment system adjustments for ICF and Residential Group Homes
- Elimination of recreation and Section 11 grants
- Operating efficiencies related to travel and occupancy





Contact Information

Tina Bay, Director
Developmental Disabilities
Division
1237 W Divide Ave, Suite 1A
Bismarck, ND 58501-1208

Phone: 701-328-8930
Toll Free: 1-800-755-8529
ND Relay TTY: 1-800-366-6888
E-mail: tbay@nd.gov

