




# CONTENTS

<b>GETTING STARTED</b>	<b><u><a href="#">xi</a></u></b>
About Classroom in a Book.....	<u><a href="#">xi</a></u>
Prerequisites .....	<u><a href="#">xi</a></u>
Installing the program .....	<u><a href="#">xii</a></u>
Copying the Classroom in a Book files .....	<u><a href="#">xii</a></u>
Recommended lesson order .....	<u><a href="#">xiii</a></u>
Jumpstart .....	<u><a href="#">xiii</a></u>
Setting up the workspace.....	<u><a href="#">xiv</a></u>
Windows vs. Macintosh instructions.....	<u><a href="#">xv</a></u>
Finding Dreamweaver information .....	<u><a href="#">xv</a></u>
Checking for updates .....	<u><a href="#">xv</a></u>
Additional resources .....	<u><a href="#">xvi</a></u>
Adobe certification .....	<u><a href="#">xviii</a></u>
Accelerate your workflow with Adobe CS Live.....	<u><a href="#">xix</a></u>

<b>1 CUSTOMIZING YOUR WORKSPACE</b>	<b><u><a href="#">2</a></u></b>
-------------------------------------	---------------------------------



Touring the workspace.....	<u><a href="#">4</a></u>
Switching and splitting views .....	<u><a href="#">5</a></u>
Working with panels.....	<u><a href="#">7</a></u>
Selecting a workspace layout.....	<u><a href="#">11</a></u>
Adjusting toolbars .....	<u><a href="#">13</a></u>
Personalizing preferences.....	<u><a href="#">14</a></u>
Creating custom keyboard shortcuts .....	<u><a href="#">14</a></u>
Using the Property inspector.....	<u><a href="#">16</a></u>

<b>2</b>	<b>HTML BASICS</b>	<b>20</b>
	What is HTML? .....	22
	Where did HTML begin? .....	22
	Writing your own HTML code .....	23
	Frequently used HTML 4 codes .....	31
	Where Is HTML Going? .....	34
<b>3</b>	<b>CSS BASICS</b>	<b>36</b>
	What is CSS? .....	38
	HTML vs. CSS formatting .....	39
	CSS box model .....	41
	HTML defaults .....	42
	Formatting text .....	44
	Formatting objects .....	47
	Multiples, classes, and IDs, oh my! .....	50
<b>4</b>	<b>GETTING A QUICK START</b>	<b>54</b>
	Defining a Dreamweaver site .....	56
	Using the Welcome screen .....	58
	Selecting a CSS layout .....	59
	Saving a page .....	60
	Modifying the page title .....	60
	Changing headings .....	60
	Inserting text .....	61
	Inserting images .....	63
	Selecting and modifying CSS styles .....	66
	Adjusting text fonts, colors, and sizes .....	70
	Using the Property inspector .....	73
	Previewing a page in Live view .....	75
	Previewing pages in a browser .....	76

**5 CREATING A PAGE LAYOUT 80**



Web design basics ..... 82

Working with thumbnails and wireframes ..... 84

Previewing your completed file ..... 88

Modifying an existing CSS layout ..... 88

Adding a background image to the header ..... 91

Inserting new <div> components ..... 93

Modifying the page width and background color ..... 96

Modifying existing content and formatting ..... 97

Inserting an image placeholder ..... 100

Inserting placeholder text ..... 101

Modifying the footer ..... 101

Checking browser compatibility ..... 102

**6 WORKING WITH CASCADING STYLE SHEETS 104**



Previewing a completed file ..... 106

Working with the CSS Styles panel ..... 106

Creating new CSS rules ..... 110

Creating an interactive menu ..... 115

Modifying hyperlink behavior ..... 118

Creating faux columns ..... 121

Moving rules to an external style sheet ..... 123

Creating style sheets for other media types ..... 124

**7 WORKING WITH TEMPLATES 132**



Previewing completed files ..... 134

Creating a template from an existing layout ..... 135

Inserting editable regions ..... 137

Producing child pages ..... 138

Updating a template ..... 141

Using Library items ..... 144

Using server-side includes ..... 149

**8 WORKING WITH TEXT, LISTS, AND TABLES 158**



Previewing a completed file . . . . . 160

Importing text . . . . . 162

Creating headings . . . . . 163

Creating lists . . . . . 165

Creating text indents . . . . . 167

Creating and styling tables . . . . . 170

Spell checking web pages . . . . . 184

Finding and replacing text . . . . . 185

**9 WORKING WITH IMAGES 190**



Reviewing web image basics . . . . . 192

Previewing the completed file . . . . . 196

Inserting an image . . . . . 197

Adjusting image positions with CSS classes . . . . . 199

Working with the Insert panel . . . . . 201

Using Adobe Bridge . . . . . 202

Inserting incompatible file types . . . . . 204

Working with Photoshop Smart Objects . . . . . 207

Copying and pasting images from Fireworks  
and Photoshop . . . . . 209

Inserting images by drag and drop . . . . . 211

Optimizing images with the Property inspector . . . . . 212

**10 WORKING WITH NAVIGATION 216**



Hyperlink basics . . . . . 218

Previewing your completed file . . . . . 219

Creating internal hyperlinks . . . . . 222

Creating an image-based link . . . . . 225

Creating an external link . . . . . 226





Setting up e-mail links . . . . . 227


Targeting page elements . . . . . 229

Inserting Spry menu bars . . . . . 232

Inserting Spry menus as Library items . . . . . 250

Checking your page . . . . . 254

<b>11</b>	<b>ADDING INTERACTIVITY</b>	<b>258</b>
	Learning about Dreamweaver behaviors .....	260
	Previewing a completed file .....	261
	Working with Dreamweaver behaviors .....	263
	Working with Spry Accordion widgets .....	269
<b>12</b>	<b>WORKING WITH FLASH</b>	<b>276</b>
	Understanding Flash .....	278
	Previewing a completed file .....	278
	Adding Flash animation to a page .....	279
	Adding an FLV file to a page .....	283
<b>13</b>	<b>WORKING WITH FORMS</b>	<b>288</b>
	Previewing a completed file .....	290
	Learning about forms .....	292
	Adding a form to a page .....	293
	Inserting text form elements .....	295
	Inserting checkboxes .....	304
	Creating radio buttons .....	306
	Working with lists .....	309
	Adding a submit button .....	311
	Specifying a form action .....	313
	Emailing form data .....	315
	Styling forms .....	319
<b>14</b>	<b>WORKING WITH ONLINE DATA</b>	<b>324</b>
	Working with dynamic content .....	326
	Previewing the completed file .....	326
	Using HTML and XML data .....	328
	Choosing a server model .....	338
	Configuring a local web server .....	340
	Setting up a testing server .....	340
	Building database applications .....	343

<b>15 BUILDING DYNAMIC PAGES WITH DATA</b>	<b>352</b>
 Building pages with ASP, ColdFusion, or PHP	354
Creating a master/detail page set	363
Creating a detail page	374
<b>16 WORKING WITH CODE</b>	<b>380</b>
 Code tools overview	382
Selecting code	383
Collapsing code	384
Expanding code	385
Adding new code	386
Using Code Navigator	388
Accessing Live Code	389
Using Inspect mode	391
Working in related files	392
Accessing Split Code view	393
Commenting your code	393
<b>17 PUBLISHING TO THE WEB</b>	<b>396</b>
 Defining a remote site	398
Cloaking folders and files	405
Wrapping things up	407
Putting your site online	410
Synchronizing local and remote sites	413
<b>INDEX</b>	<b>416</b>