



Scavenger Hunt

1. If you have both Choices Explorer and Choices Planner, how do you return to Your Tools?






2. Locate  and return to  Select Choices Planner .

3. You will see these tabs at the top of the page. This is the  toolbar.



Check here if you have located these tabs:

4. Go to the  tab.
5. Locate  and click on [All About You](#). Click on [Edit Personal Info](#). Edit your information and then be sure to [Save](#). Click on [Add or change your interests](#). Add some interests to your portfolio.
6. Scroll down to **Work Interest Areas**, click on: [Try the Interest Profiler](#).  Complete the assessment. Note: it will take about 10-15 minutes to complete.

What are Your Top Interest Areas?

1. _____ 2. _____ 3. _____

Click on [Check out careers matching your interests](#) . List three careers from your list.

1. _____ 2. _____ 3. _____

What are the top three clusters associated with your three careers?



Cluster 1 _____



Cluster 2 _____


Cluster 3 _____

7. Locate and click on **Your Network**. Click on [Add people to Your Network](#). Go ahead and add at least two people to your list.

- Locate and click on **Your Experiences**. Click on [Add experiences](#). Go ahead and add one experience to your list.
- Look at the section **Entrance Test Scores**. This is where you can add your test scores when you get them. Talk to you School Counselor about when you will take these.

- Go back to the  tab. In the section labeled , click on: [Your Journal](#). Add a journal entry.

- Click on the  tab again. Find the section labeled . This is where your plan of study (also called a course plan) is located. We will create one later if you don't have one now.

- Go to the  tab, on your toolbar, select the [Career Finder](#). What does the **Career Finder** help you to do? _____

Using the **Career Finder**, click on [School Subjects](#).
 Select the school subjects that interest you (click in the box).

Click on [See Your Matching Careers](#) . List at least two careers that were suggested:

Career 1. _____

Career 2. _____

Read each Career Profile

What are the **Average Hourly Wages** for the two careers that you chose?

Career 1. _____ Career 2. _____


What are the **Average Annual Wages** for the careers you chose?

Career 1. _____ Career 2. _____

What are two skills you might need for this career?

1. _____ 2. _____

Add these two careers to your portfolio by clicking on [Add to Portfolio](#) in the upper right hand corner of the career information article.

- Click on the  tab. List the self assessments you can take. Hint: look at the right of the screen.

What can you learn from doing the **Work Values Sorter**? _____

14. Look in the middle column of the  page to find  and click on [Compare Careers](#). Choose two careers using the search box and do a comparison.

List two **similarities**:

1. _____ 2. _____

List two **differences**:

1. _____ 2. _____

15. Locate the  function on the  Page.

Look up **Registered Nurse**.

What is the average annual wage for a Registered Nurse in:

Bismarck? _____ Fargo? _____

How does that compare to the National Average? _____

How many job openings are expected in ND? _____

What is the expected growth? _____

Check out the **Military Options**.

What are the **Skills You Need**? Top three?


1. _____ 2. _____ 3. _____

16. Go to your toolbar, Click on the . Find  and click on the [School Finder](#) link.

How many search topics are available to help you look for colleges? _____

List the top four characteristics you would use in your search for colleges.

1. _____ 2. _____ 3. _____ 4. _____


Go to **Key Facts**. Check the North Dakota box only. Scroll to the bottom and select [See your list of schools](#) 

Look at each school, how many offer:

Associate Degrees? _____

Bachelor's Degrees? _____

17. Now we're going to do a search for nursing schools in North Dakota.

Click on the menu item , Find the Health Science section. Click on [Choose Specific Programs](#) and check the box in front of [Nursing/Registered Nurse \(RN, ASN, BSN, MSN\)](#).

Scroll to the bottom and select [See your list of schools](#) 

How many are there? _____

Go back and check [Licensed Practical/Vocational Nurse Training \(LPN, LVN, Cert., Dipl, AAS\)](#)

How many schools have that program? _____

18. What did you **like** about using Choices Planner today?

19. What did you **dislike** about using Choices Planner today?

Reflect on these questions in  **Your Journal** .

You have now completed the Scavenger Hunt. 😊