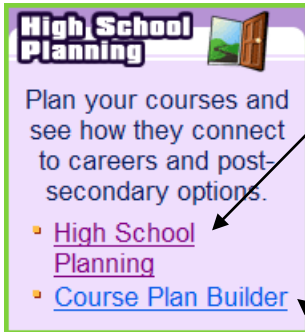


Creating Your Plan of Study

Log on to: www.RUReadyND.com. Sign in to  .

Go to the  tab on your toolbar.




Select [High School Planning](#). Each cluster has high school courses related to it. Choose your high interest cluster to look at a set of courses you should take in high school.


You can keep the specialized cluster course plan and edit it to match the courses your school offers or create your own from scratch.

You can do this by selecting [Course Plan Builder](#). Next, click on [Start a new school course plan](#). (You can use recommended courses to help to fill in your personal course plan or if you don't want recommendations, you may click on [skip this step](#).)

Let's start with your 7th and 8th grade plan.

Click on **Grades 7-8** at the top. 

Click [Edit](#) under the 7th grade math, Select [Add another course](#).

In the area , for the **Course Name** type in **Math 7**. For the **Course Status**, select **Complete**. For **Credits**, select **1.0**. Next, from the Grade Letter drop down menu, select the **letter grade** you earned.

Additional Courses				
Course Name	Course Status	Credits	Grade (%)	Grade Letter
Math 7 (Delete from this list)	Complete ▾	1.0 ▾		Choose ▾
Add another course				

Be sure to Click: [Save to your Course Plan](#)  after you are done.

Now click [Add Another Course](#) and put in your 8th grade math class, only put *Planned* instead of *Completed* in the drop down menu.


It should look like this:

My Plan is Complete

Subject Area	7th Grade	8th Grade	Subject Summary
Math	Math 7 ▪ 1 credit ▪ Complete ▪ A- Math 8 ▪ 1 credit ▪ Planned Edit	Edit	1 complete 0 enrolled 1 planned
Physical Education/ Health	Edit	Edit	0 complete 0 enrolled 0 planned

Be sure to Click: [Save to your Course Plan](#)  after you are done.

Now finish typing in all the other classes you have completed from 7th grade and include the grades you earned.

Next, type in the 8th grade courses that you are presently taking, without the grades. It is a good idea to click on [Save to your Course Plan](#)  after each course you type in.

Now your junior high plan is complete. Make certain you check the My Plan is Complete box in the upper right area of your course plan to save your plan. You will still be able to go back and make changes.

After your 8th grade year is over, you'll be able to add in the grades you earned in each class.

Great job! 😊