

Programs and Majors by Cluster

Log on to: www.RUReadyND.com. Sign in to  .

Go to the  tab on your toolbar.

For this activity, you will quickly answer some questions about your interests, and then check out suggested majors.



Under the  , Click on [Major Finder](#):

Choose at least 5 words that are most interesting to you. Don't worry about how they're connected to programs or careers. If you are having trouble, choose things that you think might interest you in the future. Take some educated guesses, there must be a few that look OK!

Based on your choices, these should be a good match for you. If they seem terribly off, take the Major Finder again.

Look at your top 5 majors in more detail. List them below and click on the link for each. (While you're there, you can save the majors that interest you most to Your Portfolio. Click on [Add to Your Portfolio](#) in the top right hand corner of the page.)


1. _____
2. _____
3. _____
4. _____
5. _____

  Look at the Profile and Talking to Students tabs for each to see what would be expected in each major.

Your Journal

Search Majors by Subject Matter

Go to the **LEARN** tab on your toolbar.

Look at the area labeled  **Your School Subjects**. Here you can find programs and majors related to the subjects you enjoy or do well in.


Choose and click on a subject.

Subject: _____ Is it a "Core" subject? _____

From the list of **Programs and Majors**, choose your three top choices and write them here:

1. _____
2. _____
3. _____



Read the Profile and Talking to Students for each to see what would be expected in each major and add any ones that stand out to Your Portfolio. 

Now that you have explored both careers and majors, what do you think is the difference between the two? Explain or discuss in class. **Your Journal**
