

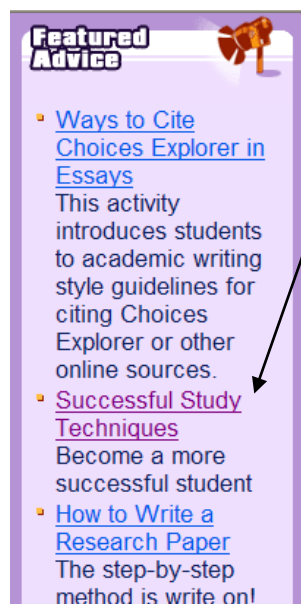


Go to [www.RUReadyND.com](http://www.RUReadyND.com). Sign in to  .

Go to the  tab on your toolbar.

Find  **High School** and click on the link [Succeeding in High School](#). Now we'll be looking at the , the menu on the right side of the page.



**Featured Advice**

- Ways to Cite Choices Explorer in Essays  
This activity introduces students to academic writing style guidelines for citing Choices Explorer or other online sources.
- Successful Study Techniques**  
Become a more successful student
- How to Write a Research Paper  
The step-by-step method is write on!

[Successful Study Techniques](#) - How to prepare for any test or exam to get results you can be proud of.



Introduction  
How to  
Resources

Read the **Introduction**.

Next, go to **How to** and click on each link and read:

- [Know What You Have to Study](#)
- [Manage Your Time](#)
- [Select the Best Study Environment](#)
- [Study Actively, Not Passively](#)

Go to **Resources**: and click on the link:

<http://www.how-to-study.com/>

[www.how-to-study.com](http://www.how-to-study.com) is a study skills resource site.

In the **Articles** section at [www.how-to-study.com](http://www.how-to-study.com), find and click on [Learning Styles](#). A learning style is a way of learning. Your preferred learning style is how you learn best. Read through each style, and choose which style fits you best.

Write it here: \_\_\_\_\_

Knowing your learning style helps you to study smarter, not more, because you get what you are studying and you remember it longer.

Go to  and add a journal entry in  **Your Journal** about your learning style.