

Go to [www.RUReadyND.com](http://www.RUReadyND.com).



Sign in or Create a new portfolio. (Use something that you can remember!) **Let's Go!**

This is your North Dakota tools page:



(Your page may look different, depending on the products to which your school subscribes.)

Click on Choices Explorer 


These are your Top Tabs:






You can easily move between each of the main areas at any time by just clicking on the tab you want.


Let's go to your space, your portfolio.




- 1) Find  **All About You** and click on [All About You](#). Update your personal information.
- 2) Look at each section and as we go you will gain more items in your portfolio. Your portfolio will keep the items you complete, including keeping track of what you like as you go along. Finding out what you like and dislike is what it is all about.
- 3) We will return here often so you can see your progress.

On to the  page.

1. Check out  **Today's Trivia**. (The question changes each week.)
2. Why explore careers? What happens when you leave your life to chance?
3. Find this heading  **Find Careers By:** click on [Chance](#). Click on the RED ball.
4. Not finding a likely match for you? Click on [Click here in the unlikely event you don't find your perfect career](#) and read.
5. Go back to the work page. Go to  **Choose a Career Cluster**. Click on any of the ND Career Cluster areas that seem interesting to you. Or click on [View Descriptions of Clusters](#) to learn more about all of the clusters.

Now go back to the  page.

- 1) Go to  **This Week's Highlights**. Let's see what is happening with careers in the world today. Updated weekly, these articles explore careers that may not be on the main street of your town.
- 2) In groups of two or three, pick an article, read it, and discuss it with each other.
- 3) Be prepared to share briefly with the class what you learned.
- 4) Be sure to add any career you think is interesting to your portfolio by (upper right side of screen) by clicking where it says [Add to Portfolio](#).
- 5) [Sign out](#).