

Lesson 1	Getting to Know You
Lesson 2	Your Portfolio Leaving Your Life to Chance Today's Trivia and This Week's Highlights
Lesson 3	Scavenger Hunt Overview of Choices Explorer Career Finder and Cluster Finder Portfolio, Journal Entry, Check Progress
Lesson 4	What Are My Interests and Skills? Career Exploration by Cluster and Subject Recreation Activity, Ask an Expert
Lesson 5	What Will You Be? Is it Realistic? Explore interests and skills and compare to what is required for a career, do they match?
Lesson 6	What Do They Do? A video tour exploring careers, including what they do, salary, outlook, education, interview, and real life activities worksheet.
Lesson 7	Pick a Job, Group Activity Exploring career clusters, pathways, and jobs in a group activity.
Lesson 8	Cool Tools for School Homework Helpers
Lesson 9	Success in School Successful Study Techniques Learning Styles
Lesson 10	The Buzz Discover the latest trends and opportunities in wind energy careers, make a group poster.

Getting to Know You

Your Name Please _____

When you come to school every day, what would you be happy doing and where would you want to stay all day? _____

What is your favorite class? _____
Why? _____

If you could be another person for the day, who would you choose? _____
Why? _____

If you could do anything you wanted all day, what would you want to do? _____

List three words that describe you. Why did you choose these words?

1. _____ 2. _____ 3. _____

Go to www.RUReadyND.com.



Sign in or Create a new portfolio. (Use something that you can remember!) **Let's Go!**

This is your North Dakota tools page:



(Your page may look different, depending on the products to which your school subscribes.)

Click on Choices Explorer 


These are your Top Tabs:






You can easily move between each of the main areas at any time by just clicking on the tab you want.


Let's go to your space, your portfolio.




- 1) Find  **All About You** and click on [All About You](#). Update your personal information.
- 2) Look at each section and as we go you will gain more items in your portfolio. Your portfolio will keep the items you complete, including keeping track of what you like as you go along. Finding out what you like and dislike is what it is all about.
- 3) We will return here often so you can see your progress.

On to the  page.

1. Check out  **Today's Trivia**. (The question changes each week.)
2. Why explore careers? What happens when you leave your life to chance?
3. Find this heading  **Find Careers By:** click on [Chance](#). Click on the RED ball.
4. Not finding a likely match for you? Click on [Click here in the unlikely event you don't find your perfect career](#) and read.
5. Go back to the work page. Go to  **Choose a Career Cluster**. Click on any of the ND Career Cluster areas that seem interesting to you. Or click on [View Descriptions of Clusters](#) to learn more about all of the clusters.



Now go back to the  page.

- 1) Go to  **This Week's Highlights**. Let's see what is happening with careers in the world today. Updated weekly, these articles explore careers that may not be on the main street of your town.
- 2) In groups of two or three, pick an article, read it, and discuss it with each other.
- 3) Be prepared to share briefly with the class what you learned.
- 4) Be sure to add any career you think is interesting to your portfolio by (upper right side of screen) by clicking where it says [Add to Portfolio](#).
- 5) [Sign out](#).

Scavenger Hunt


Go to www.RUReadyND.com. Sign in to  

Today we are going get acquainted with Choices Explorer by going on a scavenger hunt. Just follow the steps in order, complete the quizzes and answer the questions as honestly as you can. They will automatically be saved in your portfolio.

Go to , on your toolbar. Find  and click on [All About You](#).

1. Find the section called **Your Interests and Values**.
2. Click on [Edit your interests](#). Now, click in the boxes by the words that interest you. Make sure you save your selections.
3. Click on [Try the Major Finder using your interests](#). What are two majors that came up in your list?

1. _____ 2. _____

4. Locate and click on the **Career Finder** quiz. Click: 

5. What are your top two interests?

1. _____ 2. _____

6. What are your top two skills?

1. _____ 2. _____

7. List two interesting careers that came up on your list.

1. _____ 2. _____

8. Locate and click on . Take the quiz!


9. List your top **Career Cluster**. _____

Go to the  tab on your toolbar.

10. Click on your top cluster to see a whole list of careers to explore.

11. Write down two careers that came up on your list. Then, add them your portfolio.

1. _____ 2. _____


12. Click on  **Your School Subjects**. Find careers related to the subjects you enjoy or do well in. List three careers. Add them to your portfolio (upper right).

1. _____ 2. _____ 3. _____


13. What is the answer to  ?

14. Find the section  **Find Careers By:**. Using either the [Alphabetical list](#) or [Keyword Search](#), list three careers that interest you. Add them to your portfolio.

1. _____ 2. _____ 3. _____

15. Find the section  **Going to Work**. What is an Apprenticeship? List two careers that offer apprenticeships where you can earn while you learn..

1. _____ 2. _____

Using the Search feature,  find the following information:


16. What is the average annual earning for a **Registered Nurse**? _____

17. What does a **Sonographer** do? _____

18. What **Salary** and **Outlook** does a judge have? _____


19. What **Education** level is required? _____

Click on the  tab on your toolbar.

20. Look for  **Programs and Majors**. Find two programs and majors you want to learn more about. Jot down two facts about these programs and majors.

1. _____ Fact _____

2. _____ Fact _____

21. Look for  **Your School Subjects**. Find majors related to the subjects you enjoy or do well in. List three majors.

1. _____ 2. _____ 3. _____

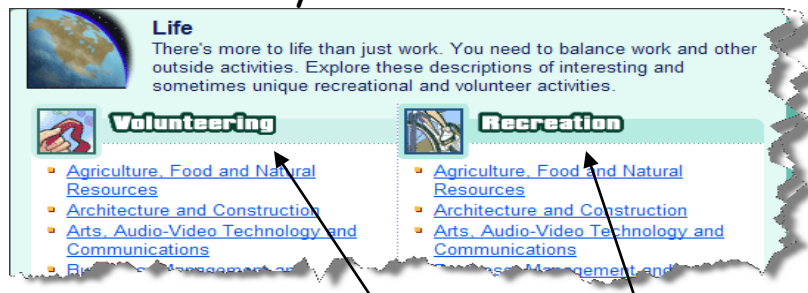
21. Take the  **Major Finder Quiz**. List five majors from your list.

1. _____ 2. _____

3. _____ 4. _____

5. _____

Click on the  tab on your toolbar.



Life
There's more to life than just work. You need to balance work and other outside activities. Explore these descriptions of interesting and sometimes unique recreational and volunteer activities.

Volunteering

- [Agriculture, Food and Natural Resources](#)
- [Architecture and Construction](#)
- [Arts, Audio-Video Technology and Communications](#)
- [Business Management and Administration](#)

Recreation

- [Agriculture, Food and Natural Resources](#)
- [Architecture and Construction](#)
- [Arts, Audio-Video Technology and Communications](#)
- [Business Management and Administration](#)


22. Look in your top interest cluster in Volunteering and Recreation. Write down an interesting career for each.

1. _____ 2. _____

Go to , on your toolbar. Click on [All About You](#).

23. Locate **Your Network**. Click on [Add people](#). Go ahead and add at least two people to your list.
24. Locate **Your Experiences**. Click on [Add experiences](#). Go ahead and add at least one experience to your list.

25. Find the section labeled  **Things You've Saved**. Look over what was saved. Do you need to add or delete anything? If you do, now is a good time.

26. Find the section labeled  **Your Journal**. Add a new journal entry about what you learned about yourself today. Also write what you would like to explore further.

Congratulations! You made it!



What are My Interests and Skills

 **Tip:** Download QuickTime at www.apple.com/quicktime before beginning this lesson.

Does everyone interested in law become a lawyer? Of course not - that's why you need to check out careers **related** to the ones you interested in, too. The careers are divided into 16 interest-based clusters to make it easier for you to explore. Within each North Dakota Career Cluster, you can check out a list of related careers called pathways. Each career cluster has several pathways to choose from. Today we are going to explore your top 3 career clusters and the related pathways. **RU Ready?**

Go to www.RUReadyND.com. Sign in to  .

Go to the  tab on your toolbar.

Take the . Record your top 3 below. If you have already taken the Cluster Finder, you can either take it again to see if you get the same results or go to  and write down your top 3 clusters from the last time you took it.

1. _____ 2. _____ 3. _____

Each Cluster has 4 areas you must check out!




- a. Read the Introduction for each.
- b. Look at the Careers for each, also the Pathways on this page. Check out the Related Programs.
- c. Click on the Programs for each and look at the Talking to Students to see what they say about different programs. Check out the Featured Majors.
- d. Look at the Recommended Courses you should be taking in high school for each cluster.

Add interesting careers to:



Click again on the  tab on your toolbar.

Look half way down the page; check out  **Your School Subjects**. Here you can find careers related to the subjects you enjoy in school, too.

1. What are two of your favorite subject areas in school?

1. _____ 2. _____

2. In this section, what are the  in your favorite subject area? List three.

1. _____ 2. _____ 3. _____

3. In any subject area, find two careers that require two years or less of post-secondary training and write them here:



1. _____ 2. _____

4. In the same subject area, find two careers that require four years or more of post-secondary training and write them here:

1. _____ 2. _____

5. Watch one of the videos of the career you listed in the above question. What did you learn? _____

Go to the  tab on your toolbar.

To the right side of the screen, you'll see . Click on one of the experts listed or click on **See all [Recreation Experts](#)** and pick one. Read about this career and also check out the . Click on one of the question to see what else you can learn about this career.

Which one did you choose? _____.

Add it to your portfolio if it is something you want to save.



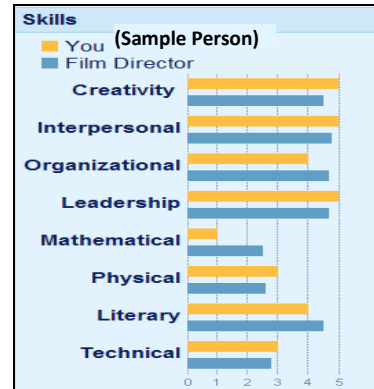
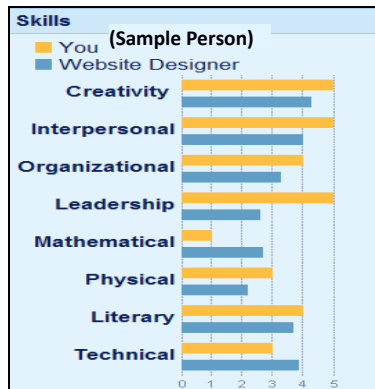
Tip: Do 1-5 below as a class and then have students repeat the lesson on their own.

Go to www.RUReadyND.com. Sign in to .

Go to tab. Find the the section and click on [All About You](#).

Go down until you see your **Career Quiz Results**. Look over your **Interests** and **Skills**. Click on the link [View suggested careers](#). Based on your interests and skills, here are the suggested top 20 careers for you. If you click on a career, you can compare the interests and skills required for that job to the interests and skills you have. How closely do they match?

Look at this example and complete the questions below:



1. Comparing the sample person's skills to those best for a Web Designer and a Film Director, how closely do they match? _____
Which career is a better match? _____
2. Which skills show that this career would be a good match for this person? _____

3. Which skill areas are weak for the sample person? _____

4. What could the person do if they are weak in a necessary area for that career? _____

5. Now compare several careers to your **skills** and **interests**. Read more about careers you find as close matches and look at what doesn't match, too. Explain why both are important:

Go to and add a journal entry in .


Print YOUR Career Comparison. Attach it to your assignment and add it to .

What Do They Do?

Today we are going on a virtual field trip.

You will be able to experience a variety of tours in just the career areas you choose, all right from your computer. How do you know what people do in their jobs if you can't see or visit with them? RUReady to see what they do?

Go to www.RUReadyND.com. Sign in to  .

Select the  tab on your toolbar. Go to  **Find Careers By:**

Click on [Career Videos](#). If you know which career you are looking for, find it alphabetically. Or you can simply browse through all the career profiles with videos.

Look at the following for each job:



- ✓ **What They Do** at each job
- ✓ the **Salary and Outlook** of the job
- ✓ the **Education** required for the job
- ✓ read an **Interview** for each job
- ✓ **Get Started** with Real Life Activities,
- ✓ Watch one minute **videos** showing what it is like to work in this career



Tip: *It is helpful to have earphones for your computer and make sure QuickTime is installed on your computer to watch videos.*

Lesson 6 Worksheet-What Do They Do? Name_____

Video Choice #1:

Read Profile. What do they do?

What is the Average Annual Earnings?

Outlook?

Growth?

Education Degree Options?

Whom did you interview?

Pick a math, communication, or decision making activity. Which did you choose?

Video Choice #2:

Read Profile. What do they do?

What is the Average Annual Earnings?

Outlook?

Growth?

Education Degree Options?

Whom did you interview?

Pick a math, communication, or decision making activity. Which did you choose?

Video Choice #3:

Read Profile. What do they do?

What is the Average Annual Earnings?

Outlook?

Growth?

Education Degree Options?

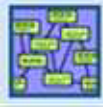
Whom did you interview?

Pick a math, communication, or decision making activity. Which did you choose?

Of the three, which would you choose and why?

Pick A Job - Group Activity

Names _____



Choose a Career Cluster

North Dakota Career Clusters

Check out careers in the following groups:

- ▣ [Agriculture, Food and Natural Resources](#)
- ▣ [Architecture and Construction](#)
- ▣ [Arts, Audio-Video Technology and Communications](#)
- ▣ [Business, Management and Administration](#)
- ▣ [Education and Training](#)
- ▣ [Finance](#)
- ▣ [Government and Public Administration](#)
- ▣ [Health Science](#)
- ▣ [Hospitality and Tourism](#)
- ▣ [Human Services](#)
- ▣ [Information Technology](#)
- ▣ [Law, Public Safety, Corrections and Security](#)
- ▣ [Manufacturing](#)
- ▣ [Marketing, Sales and Service](#)
- ▣ [Science, Technology, Engineering and Mathematics](#)
- ▣ [Transportation, Distribution and Logistics](#)

Divide into groups of 4. Each group will need:

- one computer,
- one person to navigate on the computer,
- one person to write on the group worksheet,
- one group member to keep the group on task, and
- one spokesperson to report to the entire class.

Log on to www.RUReadyND.com. Sign in to



Go to the **WORK** tab.

1. Pick a **cluster** for your group from the list of North Dakota Career Clusters.

2. Choose **two pathways** in this Cluster and write them on the lines below.

3. Look at **three jobs** in each pathway.

Pathway 1: _____

a _____

b _____

c _____

Pathway 2: _____

a _____

b _____

c _____

The spokesperson for the group will briefly report to the class.

As a group, **choose a job to share**. Include the Cluster, Pathway, and career name. Also tell what they do, salary, and education requirements.

Go to www.RUReadyND.com. Sign in to  .

Go to the  tab on your toolbar.

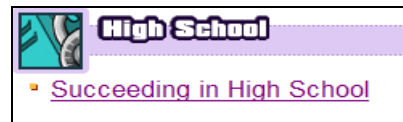
On the bottom of the page, see the  section. Faith answers questions and helps people find stuff in Choices Explorer.

Click on: [See questions and answers](#). Next, click on [Succeeding in High School](#).

Click on a question that looks interesting to you. Read Faith's answer to the question. You can ask her a question, too. Click on the link, [ask her a question](#). Ask away!

Go to the  tab on your toolbar.

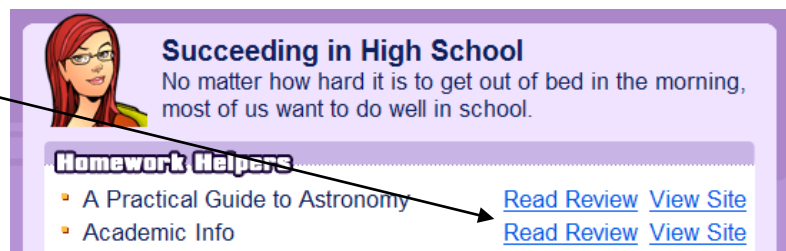
Towards the bottom of the Learn page, select:



Great Homework Helpers

Click on 3 or 4 of these links.

Each has a review you can read to see if this site would work for your homework needs and a link to the actual site.





This is a great place to get information on any project you may have.

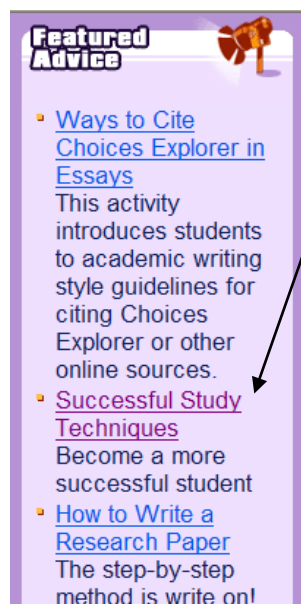
Find **FunBrain.com** in the list of Homework Helpers and click [Read Review](#). Read the review and then go to the site listed at the bottom: <http://www.funbrain.com/index.html>. Check out **Math Baseball**. You can also find games for each grade level. Click on 7th, see all the games and activities.

All this fun is under Homework Helpers!

Go to www.RUReadyND.com. Sign in to  .

Go to the  tab on your toolbar.

Find  **High School** and click on the link [Succeeding in High School](#). Now we'll be looking at the , the menu on the right side of the page.



Featured Advice

- Ways to Cite Choices Explorer in Essays
This activity introduces students to academic writing style guidelines for citing Choices Explorer or other online sources.
- Successful Study Techniques**
Become a more successful student
- How to Write a Research Paper
The step-by-step method is write on!

[Successful Study Techniques](#) - How to prepare for any test or exam to get results you can be proud of.



Introduction
How to
Resources

Read the **Introduction**.

Next, go to **How to** and click on each link and read:

- [Know What You Have to Study](#)
- [Manage Your Time](#)
- [Select the Best Study Environment](#)
- [Study Actively, Not Passively](#)

Go to **Resources**: and click on the link:

<http://www.how-to-study.com/>

www.how-to-study.com is a study skills resource site.

In the **Articles** section at www.how-to-study.com, find and click on [Learning Styles](#). A learning style is a way of learning. Your preferred learning style is how you learn best. Read through each style, and choose which style fits you best.

Write it here: _____

Knowing your learning style helps you to study smarter, not more, because you get what you are studying and you remember it longer.

Go to  and add a journal entry in  **Your Journal** about your learning style.

Go to www.RUReadyND.com. Sign in to  .

Go to the  tab on your toolbar. Check out The Buzz.



Your team should go to the [Agriculture, Food and Natural Resources Career Cluster](#) and find out the latest news about trends and opportunities with wind energy careers.

What is a wind farm? _____

What is renewable energy? _____

What are other sources of renewable energy? _____

Does your team think ND is a good place for producing wind power? _____

Name several careers in wind energy: _____

Go to www.kidwind.org to learn more about wind energy careers.

Go to **Lessons & Plans**, click on: **Are you a Student?** Go to: **Careers in Wind**.



After searching the www.kidwind.org site, click on these two links to learn more:

1. [ScienceCareers.org - Careers in Wind Energy](http://ScienceCareers.org)
2. AWEA - [Careers in Wind](#)

Make a poster about Wind Energy Careers to display in your classroom.