



Career Resource Network

Tools For YOU!

North Dakota Career Resource Network

Department of Career and Technical Education

701-328-9733 www.nd.gov/cte/crn

Career Resource Coordinators

Northwest Region

Northeast Region

Southwest Region

Southeast Region

Jennie Granrud

Williston State College

(701) 774-4281

jennie.granrud@willistonstate.edu

Judy Barstad

Lake Region State College

(701) 662-1586

Judy.Barstad@lrsc.edu

Donna Fricke

Bismarck State College

(701) 224-5761

donna.fricke@bismarckstate.edu


Jody Breker

ND State College of Science

(701) 671-2406

Jody.R.Breker@ndscs.edu

Before we get started...



Location of restrooms-we will take breaks-please feel free to leave the room as needed

Cell Phones - Please turn to silent and step out of the room if you must take a phone call

Email - Please refrain from checking your email, except during breaks

Today we will:



Embark on an education dynamics road tour through the Career Resource Network website

Learn how you can use the resources with students, educators and parents

Discover ways to share the journey with others


Workshop Credit




Notes of interest related to credit from UND:

- During the 2011-12 school year, you will be able to earn two college credits.
 - One cumulative credit will be available for the course entitled ***NDCRN Academic & Career Planning Strategies 2011-12***. (This credit requires 15 hours of instruction for various workshops throughout the year)
 - One credit can be earned for taking the course entitled ***Improved Career Decision Making 2011- 12***. (This credit is a two-day, stand-alone course being offered in Fargo and Bismarck)
- If you wish to earn a cumulative credit, a minimum of 15 hours of instruction from a combination of classes must be submitted in order to forward your cumulative credit request for review and approval.
- For both credit opportunities, you will be required to be in full attendance, and class assignments and evaluations must be completed in their entirety in order to receive college credit. Assignments and evaluations will be submitted electronically.
- NDCRN will keep track of the hours of completion but participants are asked to hang on to certificates as well in case there is a discrepancy.
- At the end of the school year, information will be sent via email to all participants who have a total of 15 hours or more and you can then go online to submit the registration form and make payment to UND to receive credit for the class. A fee of \$50 will be charged for each graduate credit.
- The online credit registration will run from April 27, 2012 and close at midnight on May 11, 2012. PLEASE REGISTER as early during this time frame as possible. If, due to extenuating circumstances, you need to register late, you must get approval from the instructor of record (NDCRN) and they will notify UND of the request for a late registration. A late fee of \$25 will be assessed. The URL link to the registration site and the instructions to register and pay for the credit will be sent to eligible participants prior to April 27, 2012.
- You will receive an email confirmation of your course completion and instructions for ordering transcripts after UND receives the grade report. All grades for professional development credits are recorded on official transcripts at the University of North Dakota as continuing education credit. It takes approximately 3-4 weeks from your end of course date for grades to be posted on transcripts, provided registrations and grades are received according to posted due dates.
- If you would like to host a workshop related to career information and/or academic & career planning strategies or if you are offering another workshop in your school that is appropriate for this course title, it can also be added and used as hours towards the credit. You would need to submit materials 3 weeks in advance in order to have it approved by UND. Contact the NDCRN office for more information.

Evaluation



At the end of this session, we appreciate your time in completing an honest and constructive evaluation survey.



The completion of the evaluation survey is useful to us in planning, will be your ticket to receiving a completion certificate and the first step in receiving credit.

Reflection & Implementation

If you are taking this workshop for credit, you will be asked to answer the following:



Identify the specific tools or strategies that you might use this year.



Explain how you will implement what you have learned.



How will you measure success following the implementation of this plan?



Please keep this in mind during the workshop and be prepared to complete this assignment.

RURReadyND.com

ndcan
NORTH DAKOTA
college access network
ADMINISTERED BY BANK OF NORTH DAKOTA



Student Sign In

Portfolio Name

Portfolio name:

Password:



[Create a new portfolio](#) [Forgot your password?](#)



Parents

[Sign In](#) ▶

Help your child achieve their best. Sign in and see how Bridges products can help.



Educators

[Sign In](#) ▶

Help your students explore career and education options, then track their progress as they create successful plans. Sign in now to get started.

Post-secondary / Adults

[Sign In](#) ▶

Use **Choices Planner CT** (Career Transition), with the content and tools designed specifically to meet your career and education planning needs. [Sign In](#) now to get started.

[Corporate Site](#) | [Support](#) | [Contact Us](#) | [Browser Requirements](#) | [Licensing Agreement](#) | [Browser Diagnosis](#)

Copyright © 2010 Bridges Transitions Inc., a Xap Corporation company. All rights reserved.



Educators

Start with the tool below that interests you most.



YOUR TOOLS - North Dakota



Choices Explorer

Explore your career and education options.



Choices Planner

Plan your future work and learning.



National Application Center

Apply to college online & track your applications.



testGEAR

Achieve your college plans and goals.



Professional Tools

Check out lesson plans and activities, manage portfolios and review statistics with our in-depth reporting tools.




testSCOPE

Access student scores and reports, and assess student performance with testSCOPE's dynamic reporting tools.




RUReadyND Lesson Plans



RUReadyND.com

[Parents](#)
[Educators](#)
[Students](#)

Lesson Plans
Choices Explorer
Choices Planner


 North Dakota Department of Career and Technical Education
 16th Floor, State Capitol
 600 East Boulevard Avenue
 Bismarck, North Dakota 58505-0610

Choices Explorer www.RUReadyND.com

1st Year Curriculum

- Lesson 1 Getting to Know You
- Lesson 2 Your Portfolio
Leaving Your Life to Chance
Today's Trivia and This Week's Highlights
- Lesson 3 Scavenger Hunt
- Lesson 4 What's New?
- Lesson 5 What's Hot?
- Lesson 6 What's Cool?
- Lesson 7 Pick a Career
- Lesson 8 Cool Jobs
- Lesson 9 Success
- Lesson 10 The Future

9/10

Choices Explorer www.RUReadyND.com

2nd Year Curriculum

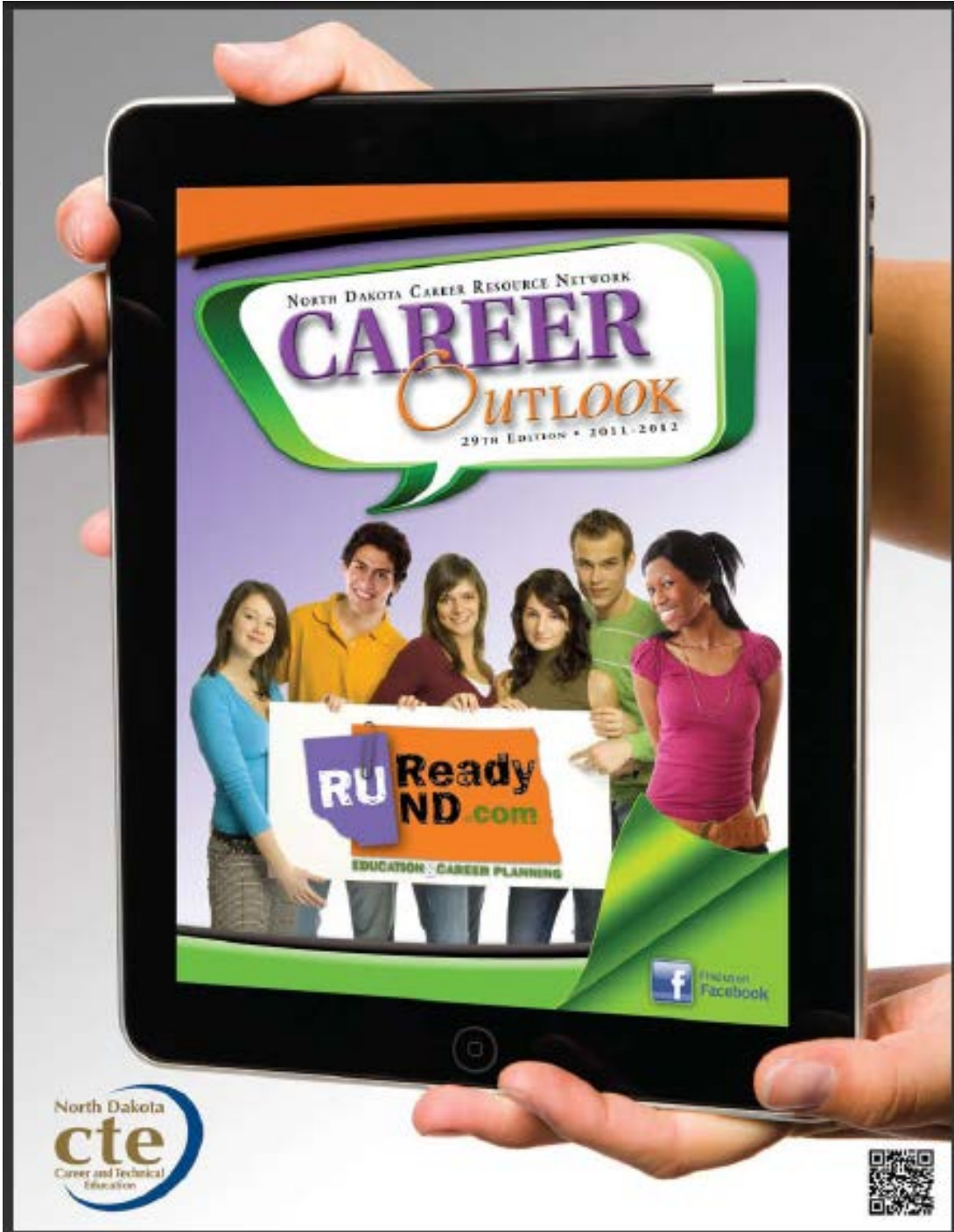
- Lesson 1 Today's Trivia
This week's Highlights
Updating Your Portfolio
- Lesson 2 RUReady for School
- Lesson 7 Education and Training
Preparing for College
Campus Tours
- Lesson 8-Part 1 I Want to Go to Work
Job Hunting
Starting a Business
Apprenticeships
Career Planning
- Lesson 8-Part 2 I Want to Go to Work
Surviving the Workplace
- Lesson 9 Creating Your Plan of Study
7th and 8th Grade Course Plan
- Lesson 10 RUReady for High School
9th -12th Grade Course Plan
Transition to Choices Planner

2nd Year Curriculum Page 1

Choices Planner www.RUReadyND.com

High School Curriculum

- Introductory Activity
Lesson 1 - Lottery Life
- Login and Using Guideways
Lesson 2 - Login and Using Guideways
- Overview of Choices Planner
Lesson 3 - Scavenger Hunt
- Work Page
Lesson 4 - Finding a Career That is Right For You
Lesson 5 - Cluster Finder Activity
Lesson 6 - Interest Profiler Activity
Lesson 7 - Work Values Sorter
Lesson 8 - Getting a Job
Lesson 9 - Basic Skills Activity
- Learn Page
Lesson 10 - College Search - Using School Finder
Lesson 11 - What Classes are Required in High School
Lesson 12 - Your High School Plan of Study
Lesson 13 - Financial Help for College



CAREER OUTLOOK USER GUIDE

Career Outlook User's Guide Educator's Guide Activity 1 Page 1

Lesson Title: What is My Learning Style?

Target Audience: Grades 7-9

Lesson Objective: The students will:

- complete a learning styles inventory
- identify their learning styles
- connect their learning style to compatible occupations

Standard.Topic.Competency:

Education Achievement and Life-Long Learning. Attain educational achievement and performance levels needed to reach personal and career goals.

2.1.2a: Identify learning style.

2.1.2b: Show how individual learning style information can improve educational achievement and performance achievement (i.e. performance) and/or success at work.

Resources and Materials:

- What is My Learning Style? activity sheet
- Career Outlook, Occupational Section, Pages 16-52

Leading Questions and/or Comments:

This is an informal approach to learning styles. It should be used as an introduction, not as a diagnostic tool. Discuss with the students general learning style attributes. Discuss how students do homework and the environment in which they work best when completing homework. Talk about the following:

- How do you like to learn?
- Today we are going to determine your individual learning style. We will see how you learn and then we will match your learning style with compatible occupations.

Lesson Activities:

Instruct students to do the following:

- Complete the What is My Learning Style? activity sheet.
- Total each section. The section with the highest score is your learning style.
- Write your learning style in the blank provided. Read the description of your learning style review the sample occupations that are compatible with that learning style.
- Compare your learning style with your classmates.

conduct a class poll to see what the majority learning style is of the class.
 Ask students why it would be helpful to know a classmate's learning style?
 Explore at least two of the occupations listed for your learning style in the ND Career Outlook. Do they interest you? Why or why not?
 How can knowing your learning style benefit you in a work environment?


Making Connections for Students:

Say to the students:
 Now that you know how you learn best, let's review together how knowing this will help you find compatible occupations. Tell me about how your learning style can affect how happy you are at work.




Knowing Myself: What is My Learning Style, Activity 1, Page 1

7/11



Name _____

What is My Learning Style?  Activity 1 Page 1

People learn in different ways. Your unique style of learning will match some occupations better than others. Use the results of this assessment to guide you toward more informed career decisions.

Score each item and then total each column.

1 - Seldom or Never	2 - Sometimes	3 - Often	
<input type="checkbox"/> I remember better if I write it down. <input type="checkbox"/> Looking at a person helps keep me focused. <input type="checkbox"/> When I take a test, I can see the textbook in my head. <input type="checkbox"/> Music or background noise distracts my attention. <input type="checkbox"/> I doodle in the margins of my notebook. <input type="checkbox"/> I have trouble following lectures. <input type="checkbox"/> I read very strongly to colors. <input type="checkbox"/> I like to build things.			Total A
<input type="checkbox"/> My papers and notebooks always seem messy. <input type="checkbox"/> I do not follow written directions well. <input type="checkbox"/> If I hear something, I will remember it. <input type="checkbox"/> Writing has always been difficult for me. <input type="checkbox"/> I often reread words from the text. <input type="checkbox"/> I would rather listen and learn than read and learn. <input type="checkbox"/> Pages with small print are difficult for me to read. <input type="checkbox"/> It's hard for me to interpret others' body language. <input type="checkbox"/> My eyes tire quickly, even though my vision check-up is ok.			Total B
<input type="checkbox"/> I start a project before reading the directions. <input type="checkbox"/> I hate to sit at a desk for long periods of time. <input type="checkbox"/> I prefer to see something done and then do it myself. <input type="checkbox"/> I use the trial and error approach to problem solving. <input type="checkbox"/> I like to read my textbook while riding an exercise bike. <input type="checkbox"/> I take frequent study breaks. <input type="checkbox"/> I have a difficult time giving step-by-step directions. <input type="checkbox"/> I enjoy sports and do well at several types of sports. <input type="checkbox"/> I am constantly forgetting.			Total C

What is My Learning Style, Activity 1, Page 1

7/11



ND Career Resource Network Resources on the Internet

Career Resource Network Homepage

www.nd.gov/cte/crn



RUReadyND.com

Career Outlook

Career Outlook User's Guide

Careers in North Dakota

North Dakota Careers by Education

Career One-Stop

ND Career Clusters

Career Planning Checklists

Nail That Job

My Life

My Life Jr.

Educational and Career Websites

Entrepreneur Checklist

Career & Technical Student Organizations

Extended Learning Experiences

North Dakota University System Campuses

North Dakota Educational Site Directory

Top 10 Reasons NOT to Choose a College

Student Loans of North Dakota

North Dakota Registered Apprenticeship Program

Career Conversations

Youth Forward



RUReadyND.com

RUReadyND.com Lesson Plans

CRN Workshops

Career Outlook

Career Outlook User's Guide

Careers in North Dakota

Career Resource Coordinators

Business Resource Directory

Career Resource Tool Kit

ND Career Development Tool Kit

College Fairs

Elementary Level Career Resources

Financial Aid Workshops

National Career Development Guidelines

O*NET

Occupational Outlook Handbook

U.S. Bureau of Labor Statistics

North Dakota Careers by Education

North Dakota Registered Apprenticeship Program

Career Conversations

Youth Forward



RUReadyND.com

Career Outlook

Career Outlook User's Guide

Careers in North Dakota

College Fairs

College Goal Sunday

Crash Course Videos

Parent Brochures

Career Planning Checklists

North Dakota Careers by Education

Educational and Career Websites

Glossary of Career Development Terms

Student Loans of North Dakota

North Dakota Registered Apprenticeship Program

Career Conversations

Youth Forward



www.facebook.com/ndcrn

RUReadyND.com

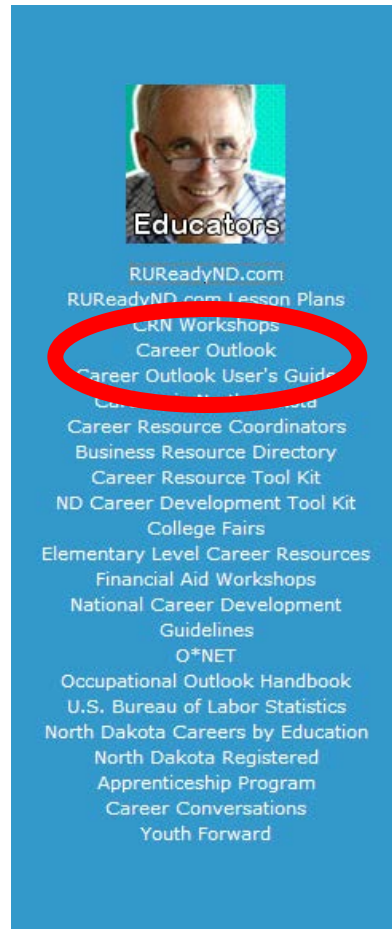
www.RUReadyND.com



www.delicious.com/ndcrn

Career Resource Network Homepage

www.nd.gov/cte/crn



Go to www.nd.gov/cte/crn to complete the evaluation and do the reflection activity

Evaluation



- Complete the Evaluation
- Helps us in planning



- ***AND*** it is the ***First Step*** to complete course credit

Reflection & Implementation



- **If you are taking this workshop for credit:**
 - Identify the specific tools or strategies that you might use this year.
 - Explain how you will implement what you have learned.
 - List the action steps you will take to put this implementation plan into effect.
 - How will you measure success following the implementation of this plan?

Regional Contact Information



Contact us if:

- you want to schedule a workshop at your school for teachers, parents, or students
- you need career resources
- you have questions

ND Career Resource Network Regional Coordinators

<p>Jennie Granrud Williston State College 1410 University Avenue, Williston, ND 58801 (701) 774-4281 • Jennie.Granrud@willistonstate.edu</p>	<p>Judy Barstad Lake Region State College 1801 College Drive North, Devils Lake, ND 58301 (701) 662-1586 • Judy.Barstad@lrsc.edu</p>
<p>Donna Fricke Bismarck State College PO Box 5587, Bismarck, ND 58506-5587 (701) 224-5761 • Donna.Fricke@bismarckstate.edu</p>	<p>Jody Breker North Dakota State College of Science Horton Hall, Distance Education, Room 106 800 6th Street North, Wahpeton, ND 58076 Office: (701) 671-2406 • Cell: (701) 640-4878 Jody.R.Breker@ndscs.edu</p>

RUReadyND.com

Thank You for Attending!