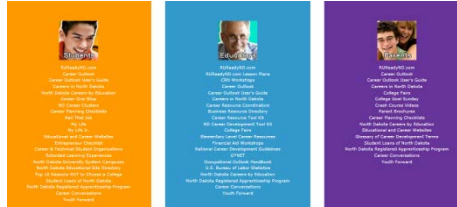


Welcome Parents!


North Dakota's Career Information Delivery System:

RUReadyND.com

1. Go to www.nd.gov/cte/crn.



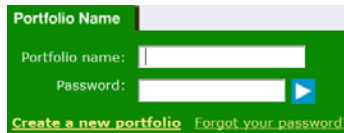
2. Click on **RUReadyND.com** in the Parents section. This will take you to the login page.



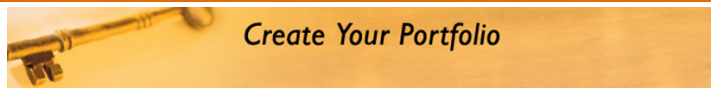
3. Click on **Sign In** in the Parents section.



4. Click on **Create a new portfolio**.



5. Select your **City** and **School or Site**.



6. The Portfolio name and Portfolio password you choose here will be what you use to login from now on.

- **Note: Both the portfolio name and password are case sensitive! Use something that is easy for you to remember, such as first name.last name and the name of your dog as your password.**

Once you've created your portfolio, you'll only need your portfolio name and password to get access to all your information. Keep in mind that teachers and administrators at your school may view your portfolio information.

[Clear All](#)

Required Information

City: Once you've selected your City, all the schools for that City will appear in the School list.

School or Site: If you are unsure select "Other"

You are a:

First name:

Last name:

Portfolio name:

Portfolio password:

Confirm Password:

Optional Information

Your e-mail:

Return to [Welcome Page](#) [Create Your Portfolio](#)

Your personal data will be secure.

A portfolio name must be unique (an e-mail address, for example), it must be at least 4 characters and it cannot have spaces or be all numbers. You may use letters, numbers and the characters @ _ . - .

A password must be 4 or more characters and cannot be the same as your portfolio name. You may use letters, numbers and the characters @ _ . - .

Type the password again to confirm it.

Your portfolio password will be sent to this address if you ever forget it.

7. After all information is complete, click **Create Your Portfolio** to login. That will take you to the Your Tools page.

8. Keep your login information so you can explore in more detail at home:

- My Portfolio Name: _____
- My Password: _____

Your Tools

Some schools choose to purchase additional programs so not all home pages will look the same.

Right Side Resources

- NDCRN Resources
- Careers by Education
- Career Conversations
- Help with Career Planning
- Planning for College

The badges will change as new resources are available.

Choices Explorer: Career Exploring

- Home – Overview, Parent Resources, Highlights this Week, Ask Faith
- Work – Career Clusters, Careers by School Subjects, The Buzz, Preparing for Work
- Learn – Programs and Majors by Cluster and School Subject, Succeeding in High School, Preparing for College
- Life – Explore Volunteering and Recreation (can lead to a rewarding career)
- Your Portfolio – Saving your journey for later

Choices Planner : Career Planning

- Home – Overview, Assessments
- Work – Career Clusters, Compare Careers, Job Preparation
- Learn – Plans of Study, Programs and Majors, School Search, College Planning
- Your Portfolio – Saving your preferences and planning process

testGEAR: ACT Preparation

- Great tool for students to use at home or at school to prepare for the ACT college entrance exam.
- Convenient, 24/7 availability
- No charge to students
- Includes 52 hours of preparation

